

Hustler® Parts Manual

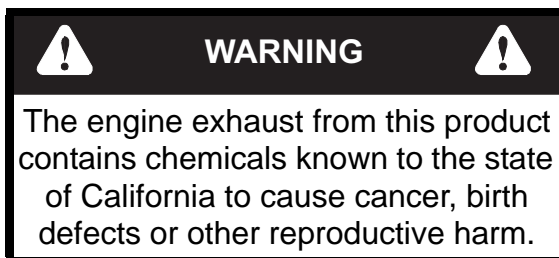


HUSTLER®
TURF EQUIPMENT

200 South Ridge Road

Hesston, Kansas

67062



NOTICE OF REQUIREMENT OF SPARK ARRESTER MUFFLER

This equipment may create sparks that can start fires around dry vegetation. California Public Resources Code Section 4442.6 provides that it is unlawful to use or operate an internal combustion engine on any forest-covered, brush-covered, or grass-covered land unless the engine is equipped with a spark arrester maintained in effective working order. A spark arrester is a device constructed of nonflammable materials specifically for the purpose of removing and retaining carbon and other flammable particles over 0.0232 of an inch in size from the exhaust flow of an internal combustion engine that uses hydrocarbon fuels or which is qualified and rated by the United States Forest Service. Other states or federal areas may have similar laws. The Operator Should Contact Local Fire Agencies For Laws or Regulations Relating to Fire Prevention Requirements. **THIS EQUIPMENT DOES NOT HAVE A SPARK ARRESTER AND YOU SHOULD CONTACT YOUR AUTHORIZED DEALER FOR THE PURCHASE OF A SPARK ARRESTER.**

Inspect spark arrester daily; replace every 500 hours or as needed.

The Engine Owner's Manual provides information regarding the U.S. Environmental Protection Agency (EPA) and the California Emission Control Regulation of emission systems, maintenance and warranty.

Keep Engine Owner's Manual with your unit. Should the Engine Owner's Manual become damaged or illegible, replace immediately. Replacements may be ordered per the information found in the Product Information section of the owner's manual.

Federal law and California State law prohibit the following acts or the causing thereof:

1. The removal or rendering inoperative by any person other than for purposes of maintenance, repair, replacement, of any device or element of design incorporated into any equipment for the purposes of emissions control prior to or after its sales or delivery to the ultimate purchaser or while it is in use, or
2. The use of the equipment after such device or element of design has been removed or rendered inoperative by any person.

General Information Page	1
Frame, Engine Guard, Footrest & Floor Pan	
Frame	2-1
Engine Guard & Hitch	2-2
Footrest & Floor Pan	2-3
Transmissions, Drive Belt, Steering & Brake	
Transmission Assembly & Drive Belt	3-1
Transmission Service Parts - 605500 & 605501	3-2
Steering & Brake (Multi-Page)	3-3
Steering Cover Assembly	3-4
Steering Box Assembly - 607362 & 607363	3-5
Wheels & Tires	
Wheels & Tires	4-1
Front Wheel Assembly Breakdown	4-2
Drive Wheel Breakdown	4-3
Engine, Clutch & Fuel System	
Engine, Muffler & Clutch	5-1
Engine Service Parts - FX691V	5-2
Fuel System - S/N 20054500 & HIGHER (Multi-Page)	5-3
Fuel Tank Service Parts - 607667	5-4
Fuel System—S/N 18114075 - 20054499 (Multi-Page)	5-5
Fuel System - S/N 18080150–18114074 (Multi-Page)	5-6
Fuel System - S/N PRIOR TO 18080150 (Multi-Page)	5-7
SERVICE PARTS - 606581 Fuel Tank	5-8
Instrument Panel, Wire Harness, Fenders & Battery	
Instrument Panel & Wire Harness - SN 20054500 & HIGHER	6-1
Instrument Panel & Wire Harness - SN PRIOR TO 20054500	6-2
Fenders & Battery	6-3
Deck, Deck Belt, Blades & Deck Lift	
Service Deck	7-1
Deck Pulleys & Spindles - S/N 19104045 & Higher	7-2
Deck Pulleys & Spindles - S/N PRIOR TO 19104045	7-3
SERVICE PARTS - 607208 Spindle	7-4
Deck Belt, Discharge Chutes, Pulley Covers, & Blades	7-5
Deck Lift & Deck Mounting Hardware (Multi-Page)	7-6
Seat & ROPS	
Seat	8-1
Seat Service Parts - 607458 - S/N 19027723 & HIGHER	8-2
Seat Service Parts - 607096 - S/N PRIOR TO 19027723	8-3
ROPS	8-4

General Information

Note: When ordering parts, you must use the part number as shown for each part, not the index number. Always give the model and serial number to your parts and service representative.

Note: Items sold in bulk such as seals and hoses are sold by the foot.

Using This Manual

This manual is part of a service package for the Hustler® mowers. Use of this manual in conjunction with other Hustler® mower and component manuals will provide the information necessary to service and maintain Hustler® mowers.

This Parts Manual provides a complete parts listing for the unit. Use this manual when ordering parts. Illustrations used were current at the time of printing, but subsequent production changes may cause your machine to vary slightly in detail. Excel Industries, Inc. reserves the right to redesign and change the machine as deemed necessary, without notification. If a change has been made to your machine which is not reflected in this parts manual, see your authorized dealer for current information and parts.

The Service Manual is a service guide for use by Service Technicians. It provides the necessary information needed to perform normal maintenance requirements on these units.

The Operator's Manual provides fundamental operational information and operational safety that is needed when operating the mower.

The component manuals are furnished by the various manufacturers to be used for the troubleshooting and servicing of their products.

Hardware Description Codes & Abbreviations

The following codes are used throughout this parts manual. Refer to this list when ordering parts.

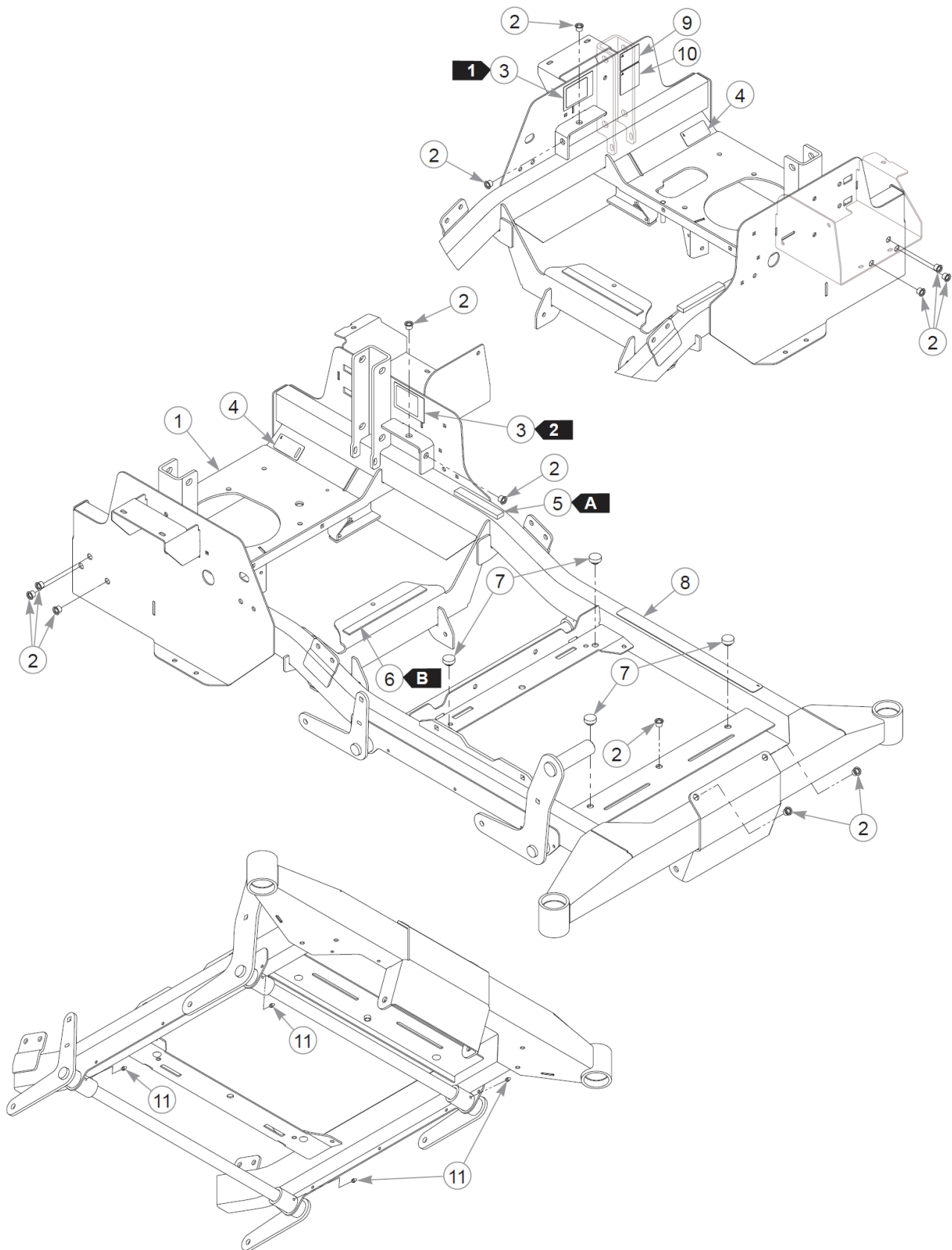
ABBREVIATION	DESCRIPTION	ABBREVIATION	DESCRIPTION
CB	CARRIAGE BOLT	MB	MACHINE BUSHING
CE	CLEVIS PIN	MS	MACHINE SCREW
CN	CLIP NUT	NT	NUT
CP	COTTER PIN	SC	SELF TAPPING CAP SCREW
CS	CAP SCREW	SH	SOCKET HEAD
CW	CUP WASHER	SB	SHOULDER BOLT
FDRW	FENDER WASHER	SS	SET SCREW
FW	FLAT WASHER	OD	OUTSIDE DIAMETER
HX	HEX HEAD	ID	INSIDE DIAMETER
LW	LOCK WASHER	WN	WELD NUT

Standard Torques

The following chart lists the standard torque values for the threaded fasteners found in this manual. Torque all cap screws, nuts and set screws to these values unless a different torque is shown in the Notes section next to the fastener.

SIZE	FT-LBS	N•M	SIZE	FT-LBS	N•M
.250	8.2	11.1	M3	1	1.3
.312	17	23	M4	2.2	3
.375	30	40	M5	4.5	6.1
.438	48	65	M6	7.7	10.4
.500	73	99	M8	18.5	25
.562	105	143	M10	37	50
.625	145	200	M12	64	87
.750	260	350	M14	80	108.5
.875	420	565	M16	160	215
1.00	625	850	M20	320	435
			M24	555	750

This page intentionally left blank



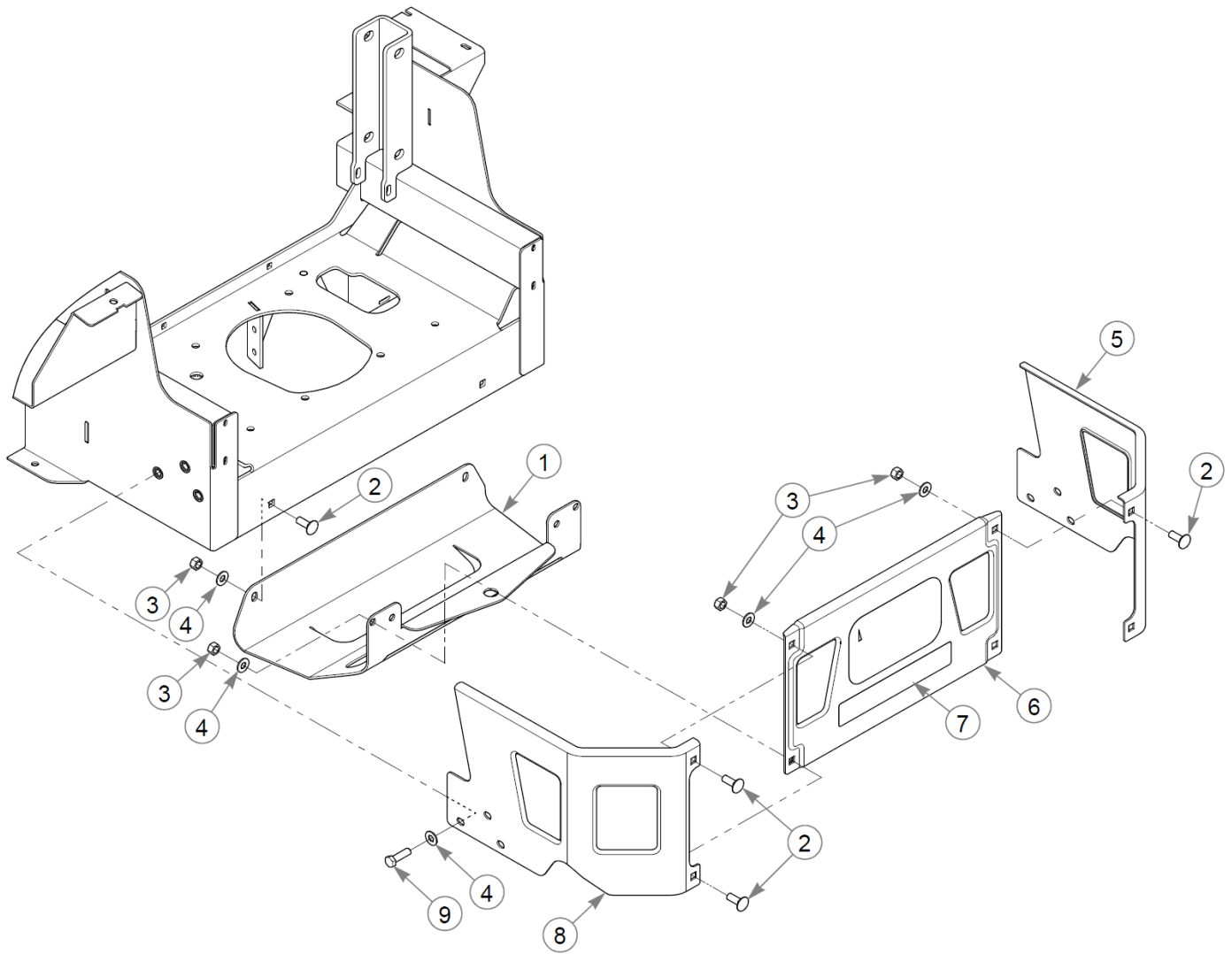
Item	Part No.	Qty	Name
1	554674	1	SVC FRAME
2	808493	13	RIVET NUT, 3/8-16 THREA
3		2	SERIAL NUMBER / SPEC. DECAL
4	602041	2	DECAL, HOT
5	713198P	1	SEAL 3/8x3/4 - 6 FT
6	033035P	1	WEATHERSTRIP .12X.75 - 2FT
7	781880	4	BUMPER, .500x 1.00x .31
8	601993	1	DECAL, SAFE OPERATION
9	776310	1	DECAL, CE MARK
10	789776CE	1	DBA LIMIT DECAL
11	015495	4	GREASE FITTING STRAIGHT

Comments for Page: Frame

1. Serial number decal. In the event the serial number decal becomes damaged or illegible, please contact your dealer to order a replacement.
2. EPA compliance decal (does not apply to mowers with serial numbers prior to 19010000).
3. The frame includes the decals and hardware.

SEAL/WEATHERSTRIP LENGTHS

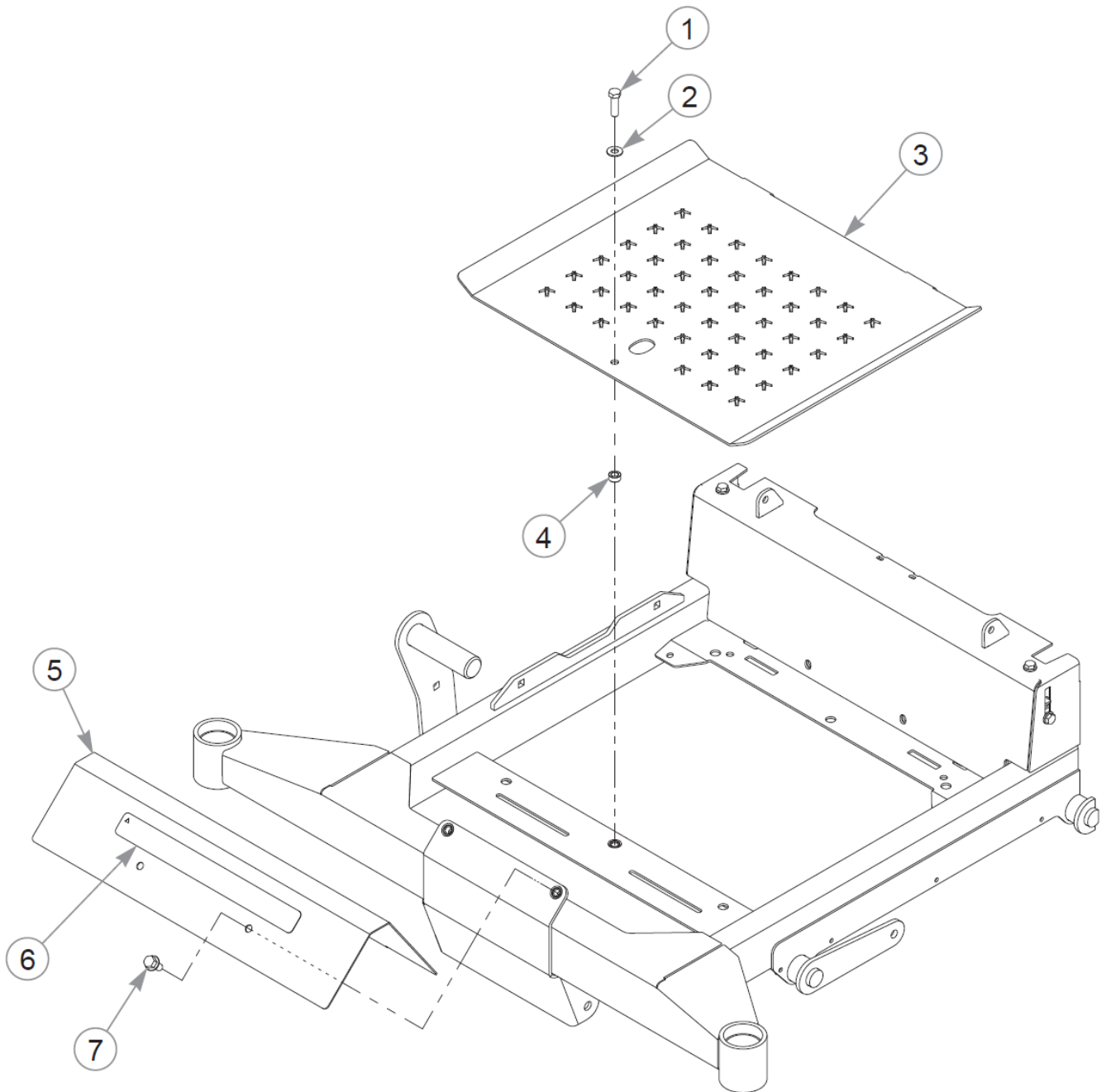
- A: 13 cm
- B: 23 cm



Item	Part No.	Qty	Name
1	119977	1	HITCH PLATE
2	025395	6	CB .375-16X 1.00 G5 ZN
3	054502	6	NT .375-16HXG5
4	767954	12	FW 0.379X.82X.06 HD ZN
5	121134	1	GUARD, RH
6	553123	1	USE 552857 ONE PIECE BMP
7	604770	1	DECAL, "H" LOGO
8	121133	1	GUARD, LH
9	052860	6	CS .375-16X1.25 HX G5 ZN

Comments for Page: Engine Guard & Hitch

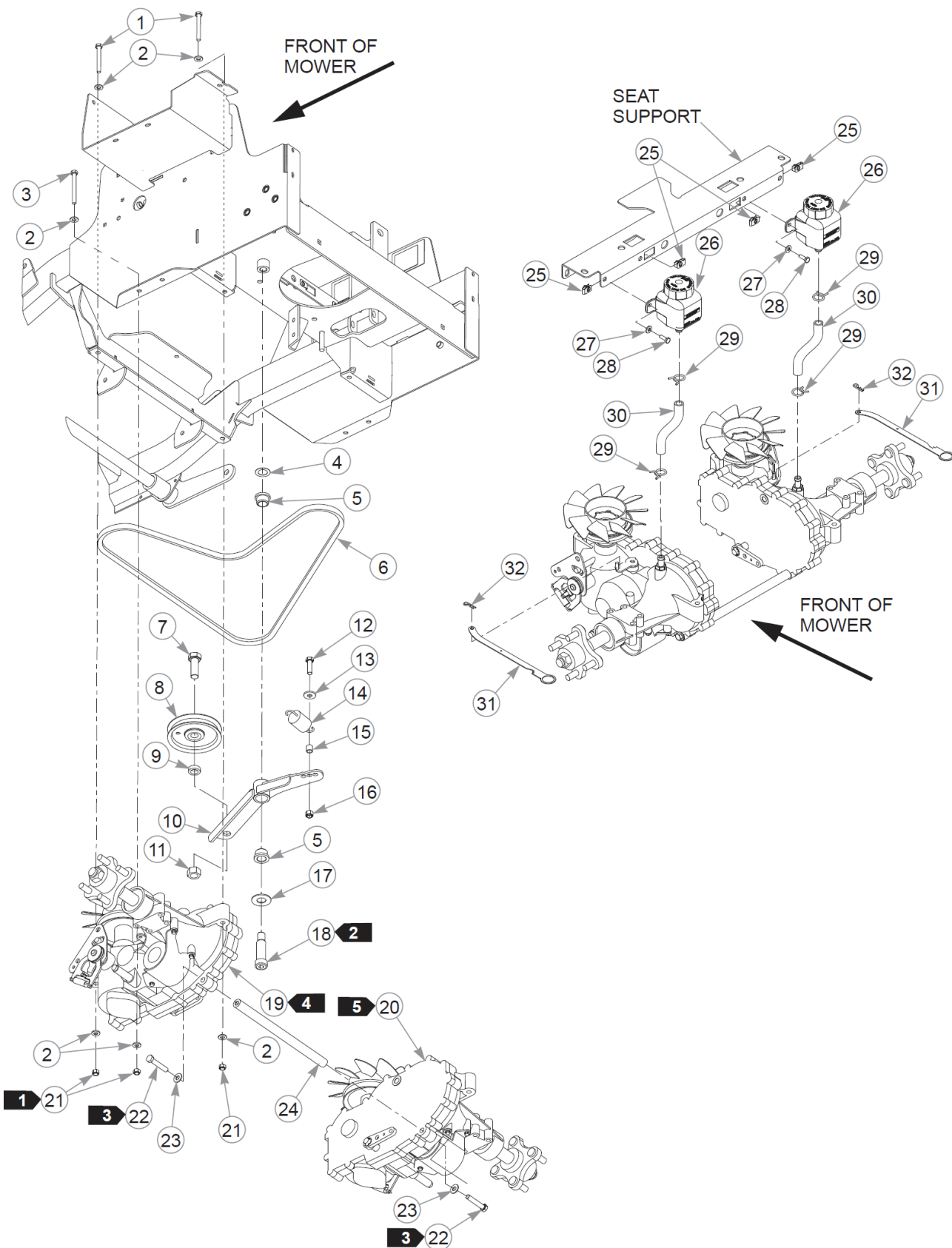
1. The center guard includes the decal.



Item	Part No.	Qty	Name
1	052860	1	CS .375-16X1.25 HX G5 ZN
2	767954	1	FW 0.379X.82X.06 HD ZN
3	124567-1	1	FLOOR PAN
4	118900	1	SPACER, DECK LIFT LINK
5	554682	1	SVC FOOT REST
6	602407	1	DECAL, HUSTLER ID
7	029629	2	CS .375-16X0.75 HXF G5ZN

Comments for Page: Footrest & Floor Pan

1. The footrest includes the decal.



Item	Part No.	Qty	Name
1	710087	4	CS .312-18X2.500HXG5
2	768523	16	FW 0.343SAE
3	043067	4	CS .312-18X3.000HXG5
4	704791	1	FW .781X1.25X.02 ZN
5	781153	2	BUSHING, UHMW
6	605468	1	DRIVE BELT
7	025007	1	CS .62511X1.750HXG5
8	607525	1	PULLEY, IDLER
9	600296	1	SPACER, DECK IDLER
10	122722	1	KIT, TENSION ARM
11	016972	1	NT .625-11 HX G5 ZN
12	052860	1	CS .375-16X1.25 HX G5 ZN
13	712919	1	FW 0.406X1.00X.12 HD ZN
14	036384	1	SPRING 1/4 COIL PL 1.23
15	605481	1	BUSHING
16	086660	1	NT .375-16NLG8
17	025296	1	FW .760X1.63X0.08 ZN
18	601084	1	SB .750X 2.000 SH.625-11
19	605500	1	ZT3400, 21.04:1
20	605501	1	ZT3400, 21.04:1
21	058776	8	NT .312-18NLG5
22	608241	2	CS .375-16X2.250HXG8
23	712919	2	FW 0.406X1.00X.12 HD ZN
24	600987	1	ZT SPACER TUBE
25	601982	4	CN .250-20X .150 MAX THK
26	605217	2	RESERVOIR, SINGLE FTNG
	600767	2	CAP, OVERFLOW TANK
27	768515	4	FW 0.281SAE
28	055939	4	CS .250-20X0.75 HX G5 ZN
29	601001	4	SPRING CLAMP, .75" DIA
30	605218	2	OVERFLOW HOSE, FST
31	120126	2	LINK, TOW VALVE
32	706549	2	HP0.080X1.190

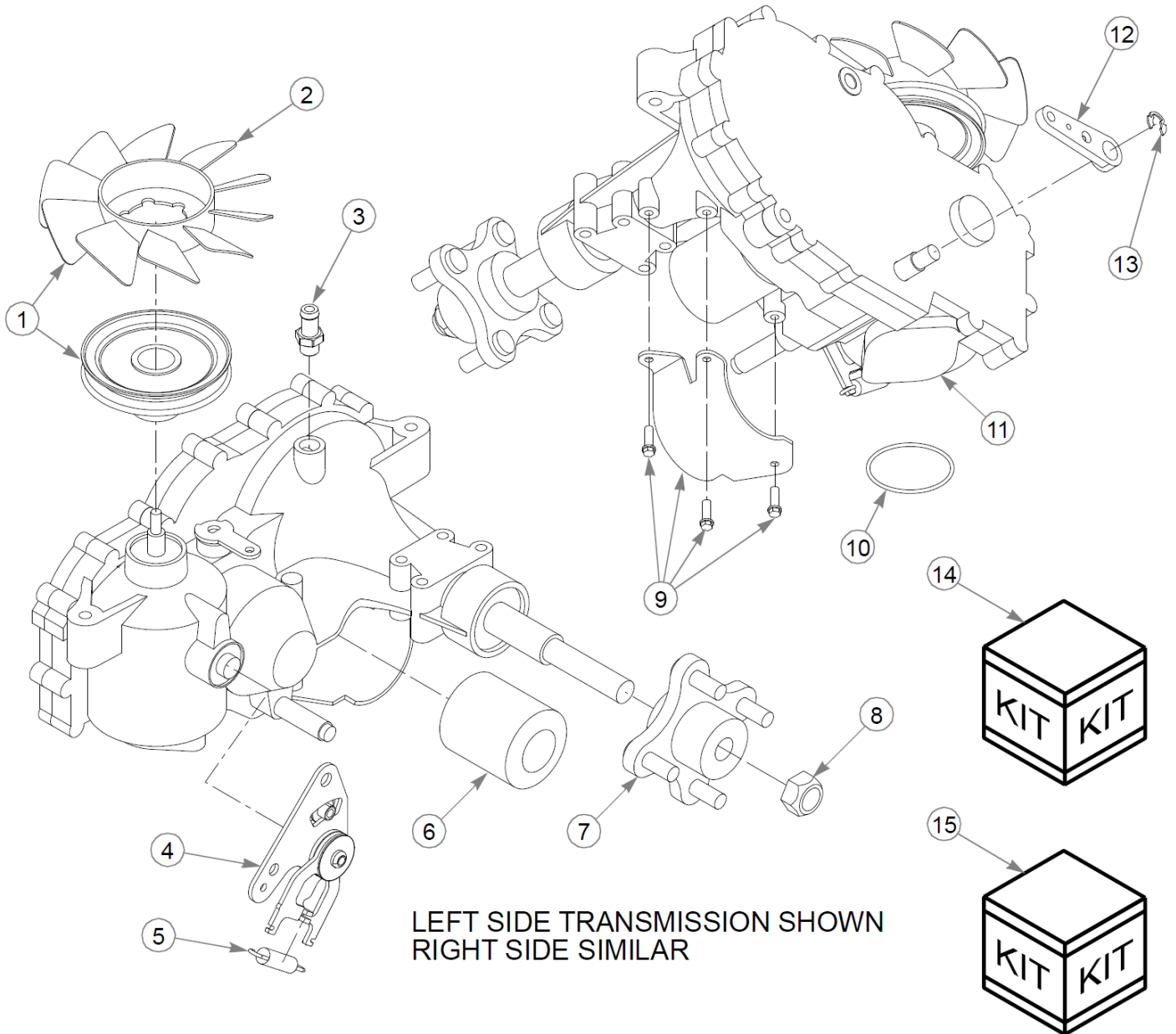
Comments for Page: Transmission Assembly & Drive Belt

Transmission Assembly & Drive Belt

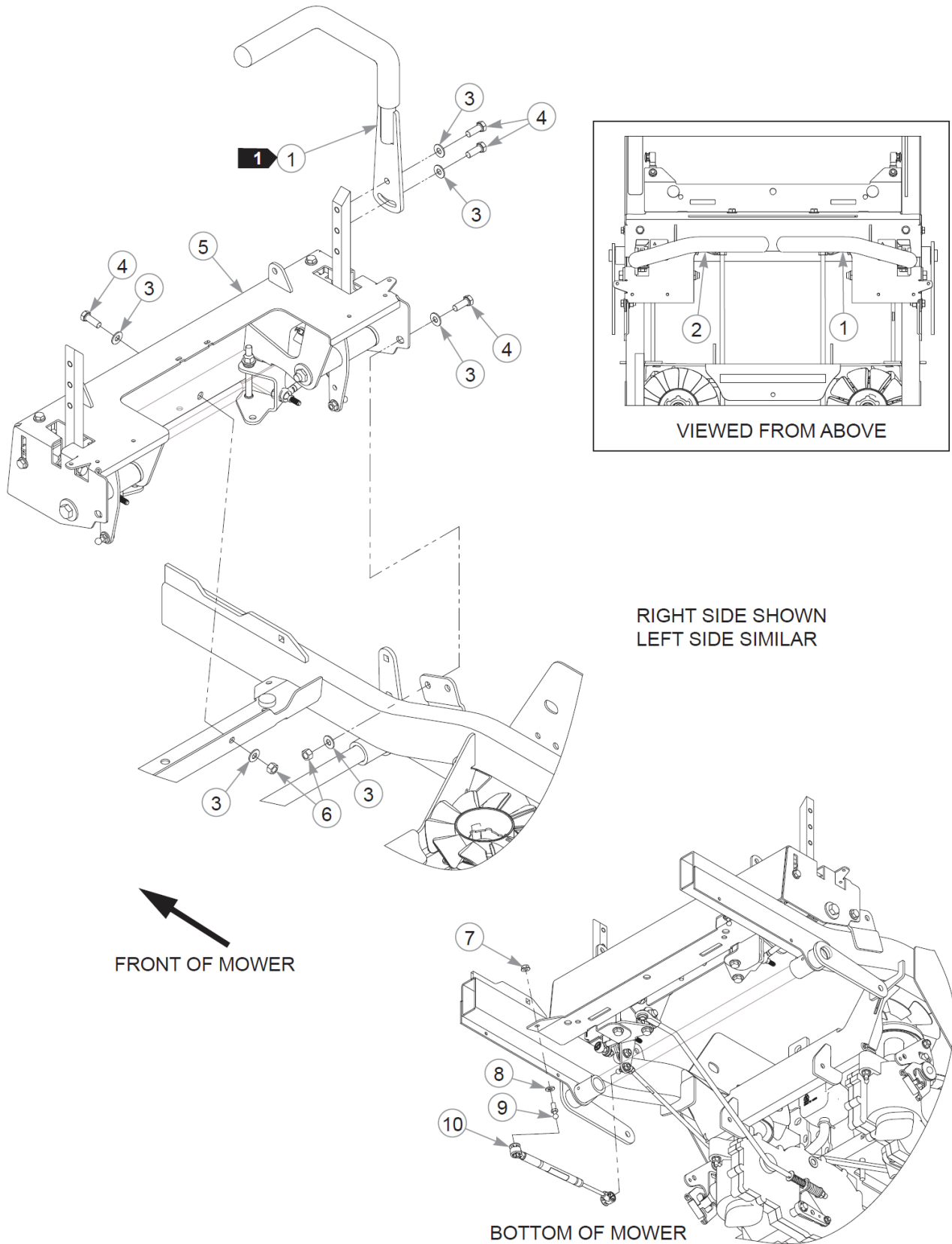
54" FasTrak SDX Parts Manual - 938787CE -
HTFSXS054KAWFX691VC

1. Torque to 23 N•m.
2. Torque to 136 N•m.
3. Torque to 41 N•m.
4. Left side transmission.
5. Right side transmission.
6. Reservoir (605217) includes the cap (600767).

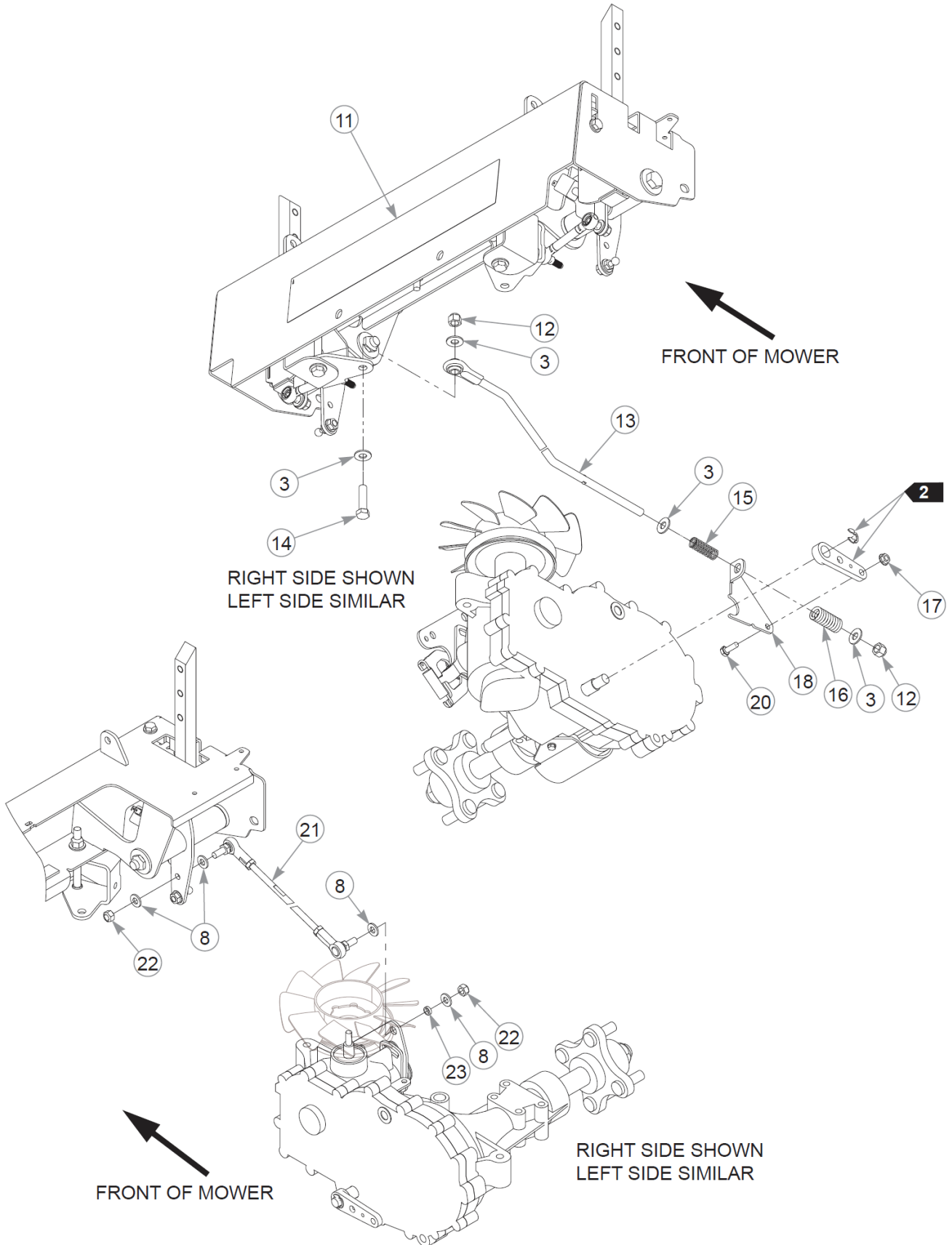
This page intentionally left blank



Item	Part No.	Qty	Name
1	603866	1	FAN/PULLEY KIT
2	607728	1	FAN - 7.0" (10 BLADE)
3	605608	1	FITTING, TRANSMISSION
4	605778	1	RETURN
	605779	1	RETURN
5	604903	1	HG RTN SPRING
6	600976	1	HYDRAULIC OIL FILTER
7	601433	1	KIT, HUB 4 BOLT
<p>Comments for Part Num. 601433</p> <p>CUSTOMER SERVICE NOTE: Lug Studs are not sold separately.</p>			
8	788877	1	NUT, H-G ZT HUB
9	600975	1	GUARD, TRANS FILTER
	600974	1	GUARD, TRANS FILTER
10	603223	1	O-RING, ZT28/3100 CHARGE
11	603572	1	COVER, ZT3100 CHRG PUMP
12	601221	1	ZT2800 BRAKE ARM - 2007
13	600972	1	CLIP, RETAINING
14	606830	1	OIL RETENSION KIT
15	607200	1	SEAL KIT ZT-3400 HYDRO-G



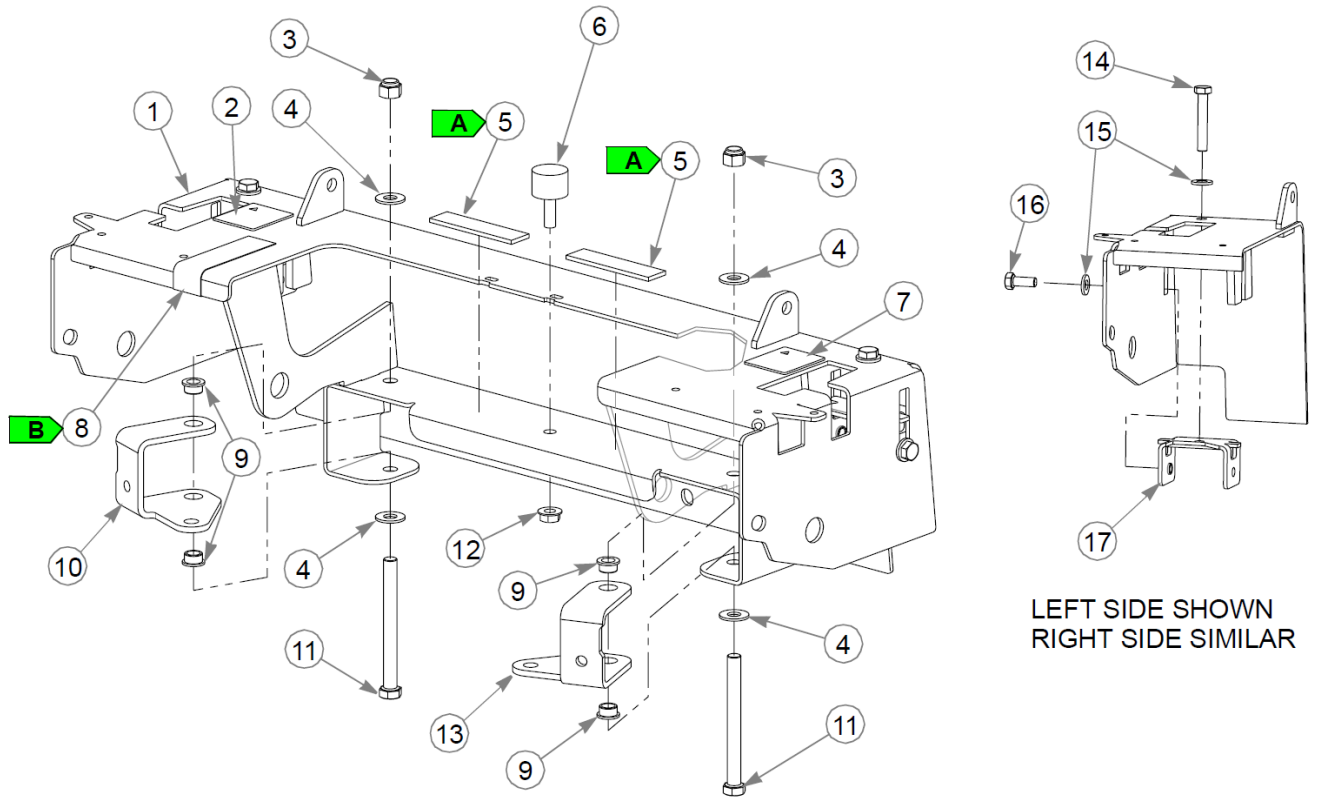
This page intentionally left blank



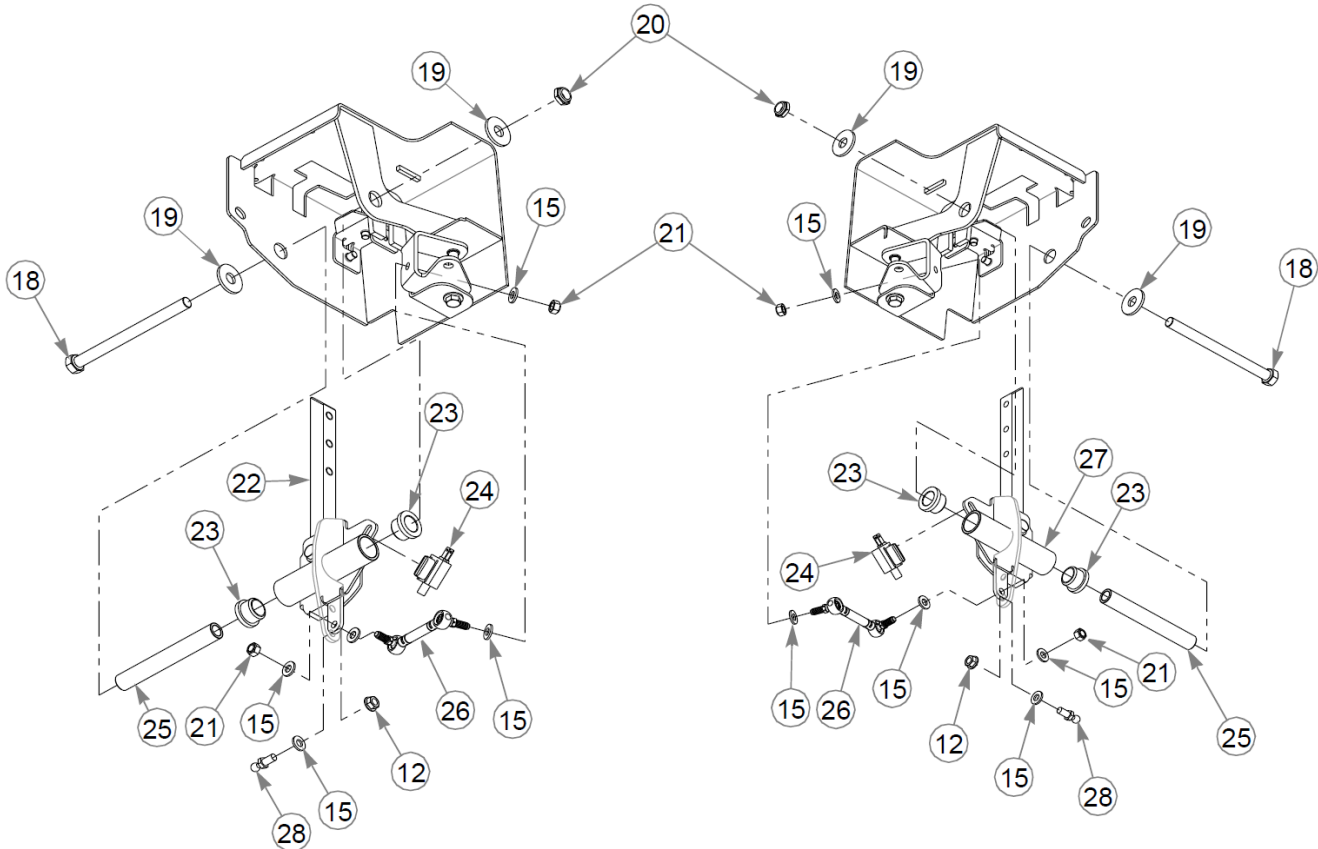
Item	Part No.	Qty	Name
1	605383	1	STEERING BAR W/A, RH
	781260	1	GRIP, STEERING BAR
2	605384	1	STEERING BAR W/A, LH
	781260	1	GRIP, STEERING BAR
3	767954	20	FW 0.379X.82X.06 HD ZN
4	036244	8	CS .375-16X1.00 HX G5 ZN
5	N/A	1	STEERING ASSEMBLY
6	054502	4	NT .375-16HXG5
7	016832	2	NT .312-18FLKG5
8	768523	10	FW 0.343SAE
9	781922	2	BALL STUD
10	603983	2	DAMPER
11	605724	1	DECAL, FASTRAK SDX
12	086660	4	NT .375-16NLG8
13	605145	2	BRAKE ROD ASSEMBLY
14	080655	2	CS .375-16X1.500HXG5
15	601131	2	SPRING, BRAKE ARM RET.
16	601051	2	OVERTRAVEL SPRING
17	016816	2	NT .250-20FLKG5
18	120671	1	BRAKE SPRING LINK, RS
19	120672	1	BRAKE SPRING LINK, LS
20	055939	2	CS .250-20X0.75 HX G5 ZN
21	600981	2	PUMP ROD ASSEMBLY
22	023655	4	NT 0.312-24 NL G8
23	604456	2	SPACER, PUMP ARM

Comments for Page: Steering & Brake (Multi-Page)

1. The steering bars include the grips.
2. Part of the transmission.



LEFT SIDE SHOWN
RIGHT SIDE SIMILAR



Item	Part No.	Qty	Name
1	554684	1	SVC STEERING COVER
2	785139	1	DECAL, STEERING L.S.
3	086660	2	NT .375-16NLG8
4	767954	4	FW 0.379X.82X.06 HD ZN
5	033035P	15cm	WEATHERSTRIP .12X.75 - 2FT
6	605542	1	ISOLATOR
7	785220	1	DECAL, STEERING R.S.
8	607286P	10cm	PROTECTIVE TAPE - 1 FT
9	765339	4	BUSHING,IGUS#0608 (FS)
10	124352-1	1	BRAKE BELL CRANK, LS
11	725796	2	CS .375-16X4.000HXG5
12	016832	3	NT .312-18FLKG5
13	124353-1	1	BRAKE BELL CRANK, RS
14	064345	2	CS .312-18X2.000HXG5
15	768523	14	FW 0.343SAE
16	034280	2	CS .312-18X0.750HXG5
17	605518	2	STOP, STEERING
18	042630	2	CS .500-13X6.500HXG5
19	712976	4	FW 0.531X1.38X.12 ZN
20	707398	2	NT .500-13 JAM NY LK
21	058776	4	NT .312-18NLG5
22	119749	1	S/C TO 607363
	607363	1	STEERING BOX S/A, LH
23	608000	4	BUSHING
24	601087	2	SWITCH, PLUNGER N.O.
25	119811	2	SPACER, STEERING
26	604179	2	BRAKE LINK
27	119750	1	STEER PIVOT W/A, RS
	607362	1	STEERING BOX S/A, RH
28	781922	2	BALL STUD

Comments for Page: Steering Cover Assembly

1. The steering cover includes the decals.

WEATHERSTRIP & WEAR TAPE LENGTHS

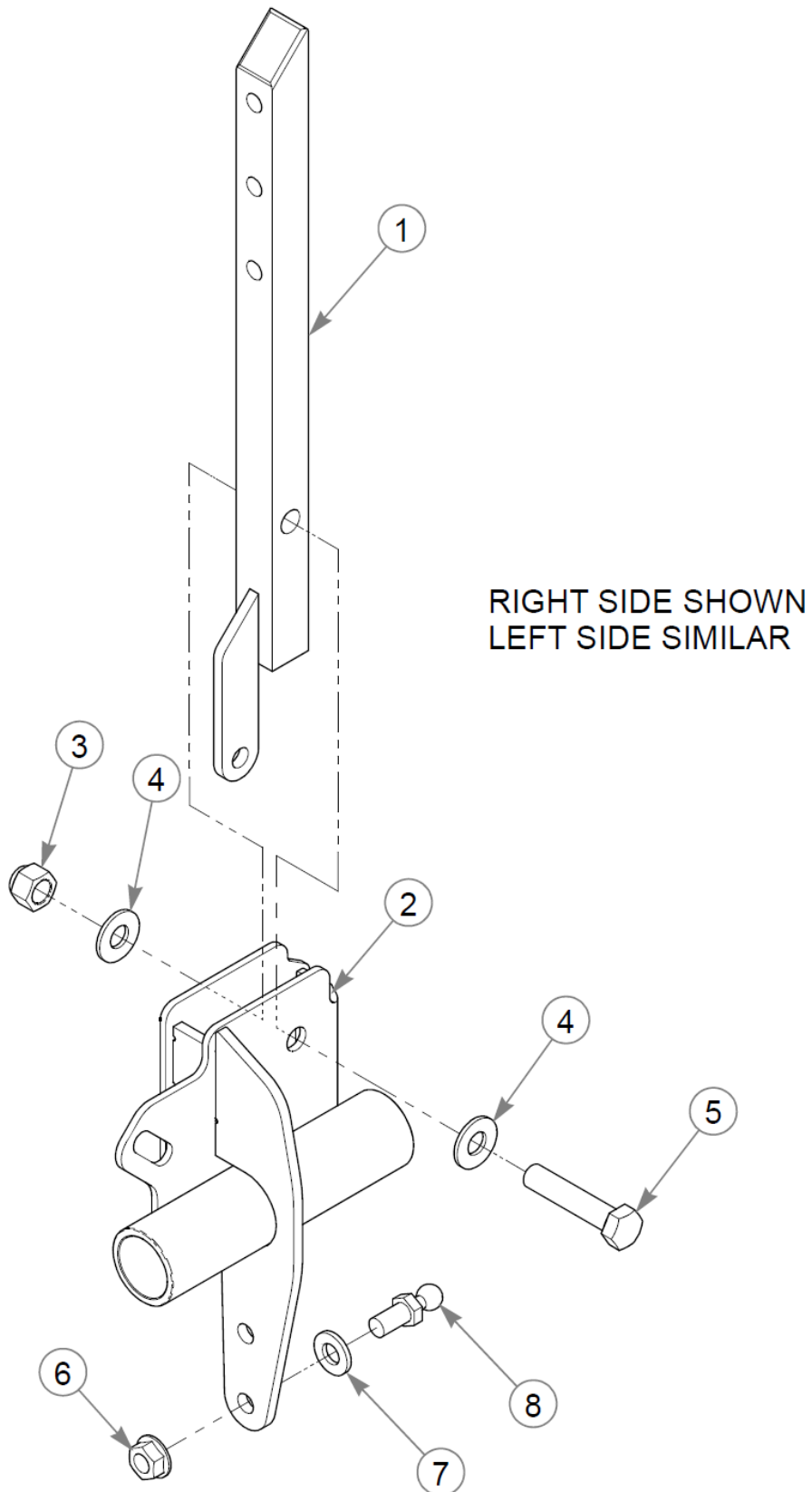
A: 7.5 cm

Steering Cover Assembly

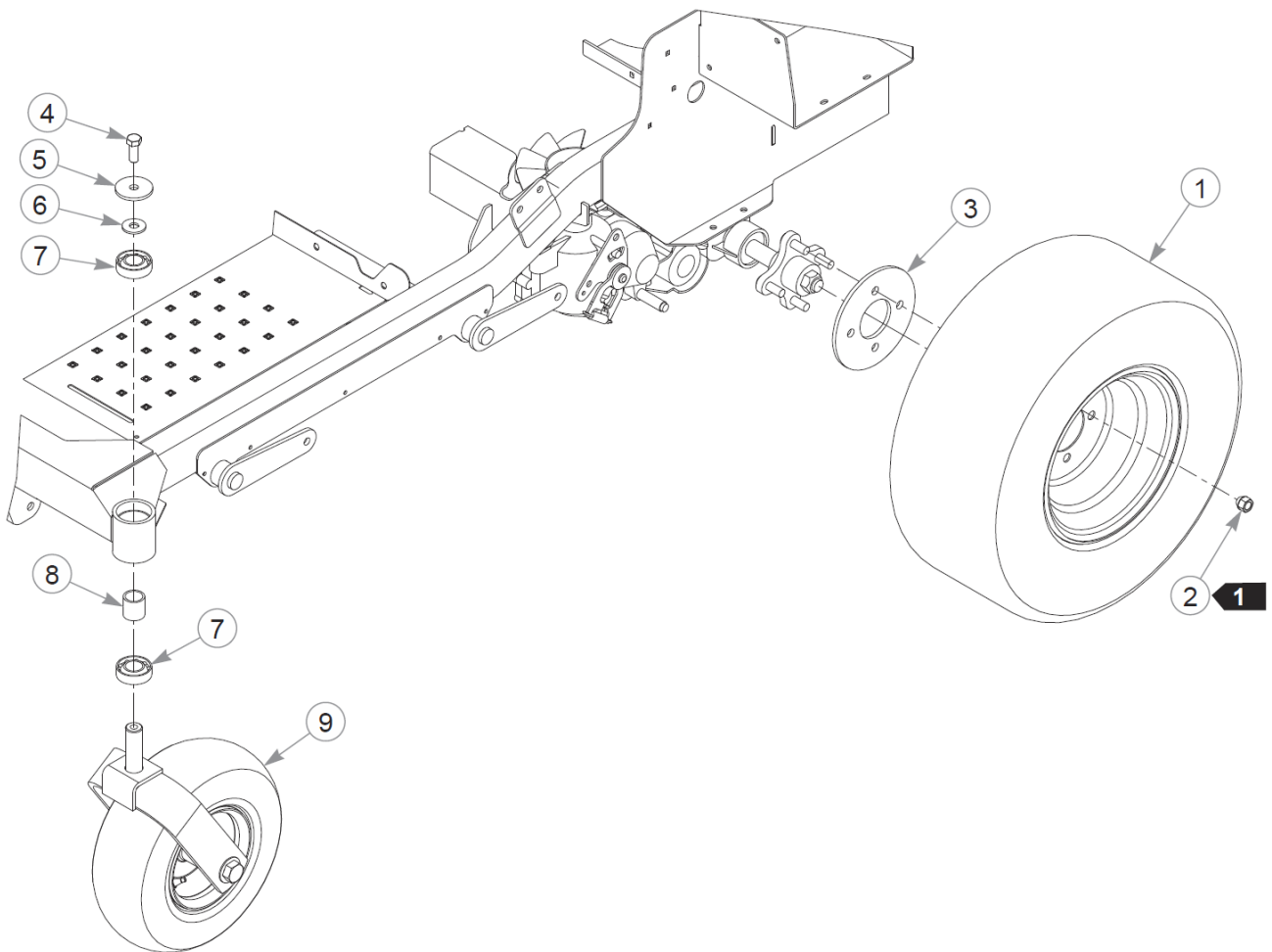
54" FasTrak SDX Parts Manual - 938787CE -
HTFSXS054KAWFX691VC

B: 10.2 cm

This page intentionally left blank



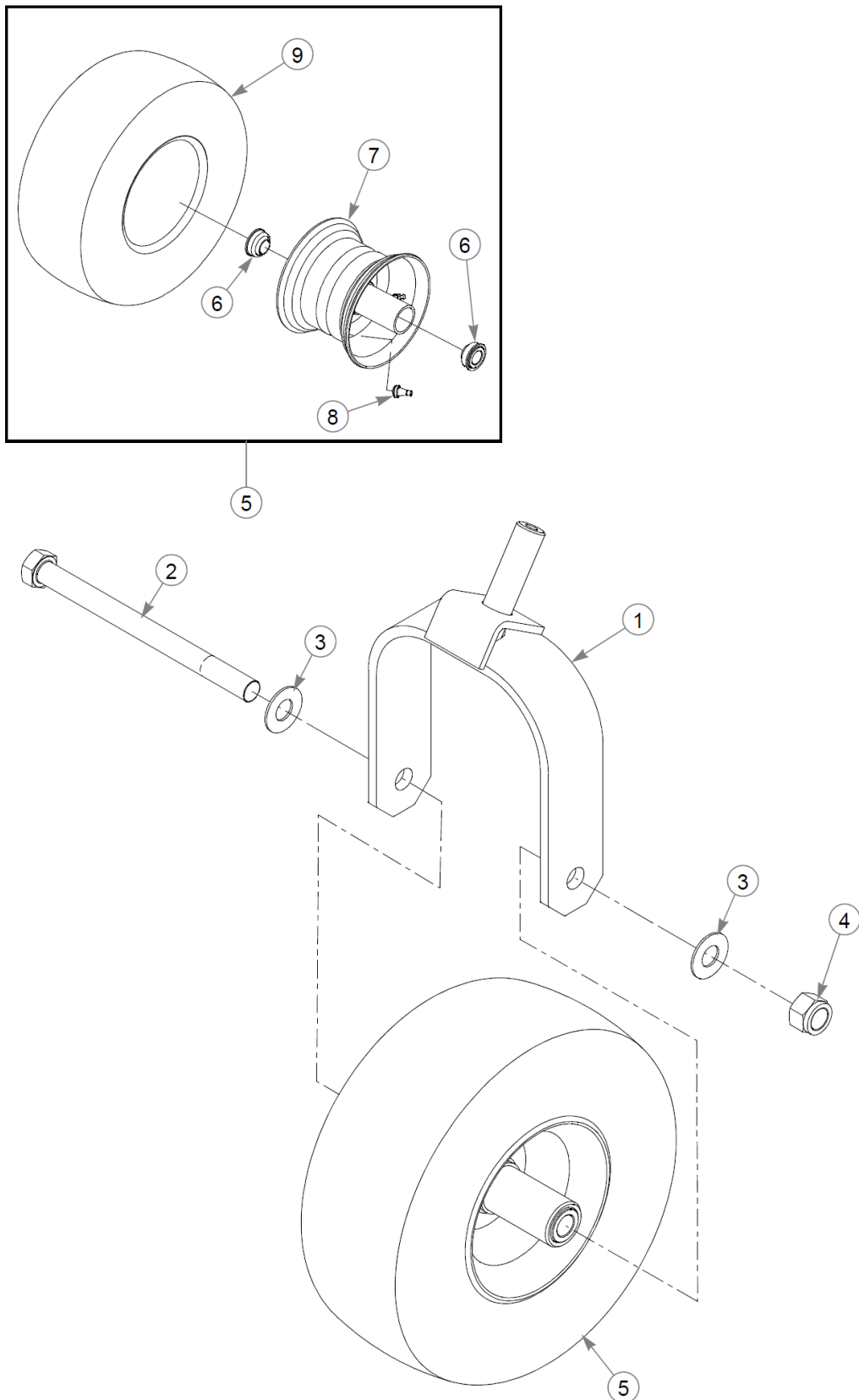
Item	Part No.	Qty	Name
1	119807	1	STEER LEVER W/A
2	119750	1	STEER PIVOT W/A, RS
	607362	1	STEERING BOX S/A, RH
	119749	1	S/C TO 607363
	607363	1	STEERING BOX S/A, LH
3	086660	1	NT .375-16NLG8
4	767954	2	FW 0.379X.82X.06 HD ZN
5	705178	1	CS .375-16X1.750HXG5
6	016832	1	NT .312-18FLKG5
7	768523	1	FW 0.343SAE
8	781922	1	BALL STUD



Item	Part No.	Qty	Name
1	605728	2	TIR/WHL 23X11.00-10 SLV
2	061077	8	WHEEL NUT
3	111875-3	2	BACKUP PLATE, WHEEL
4	705954	2	CS .500-13X1.25 HX G5 ZN
5	344267	2	FW .510X2.15X.19 ZN
6	712976	2	FW 0.531X1.38X.12 ZN
7	784223	4	BEARING
8	784603	2	SPACER
9		2	REFER TO "FRONT WHEEL ASSEMBLY BREAKDOWN"

Comments for Page: Wheels & Tires

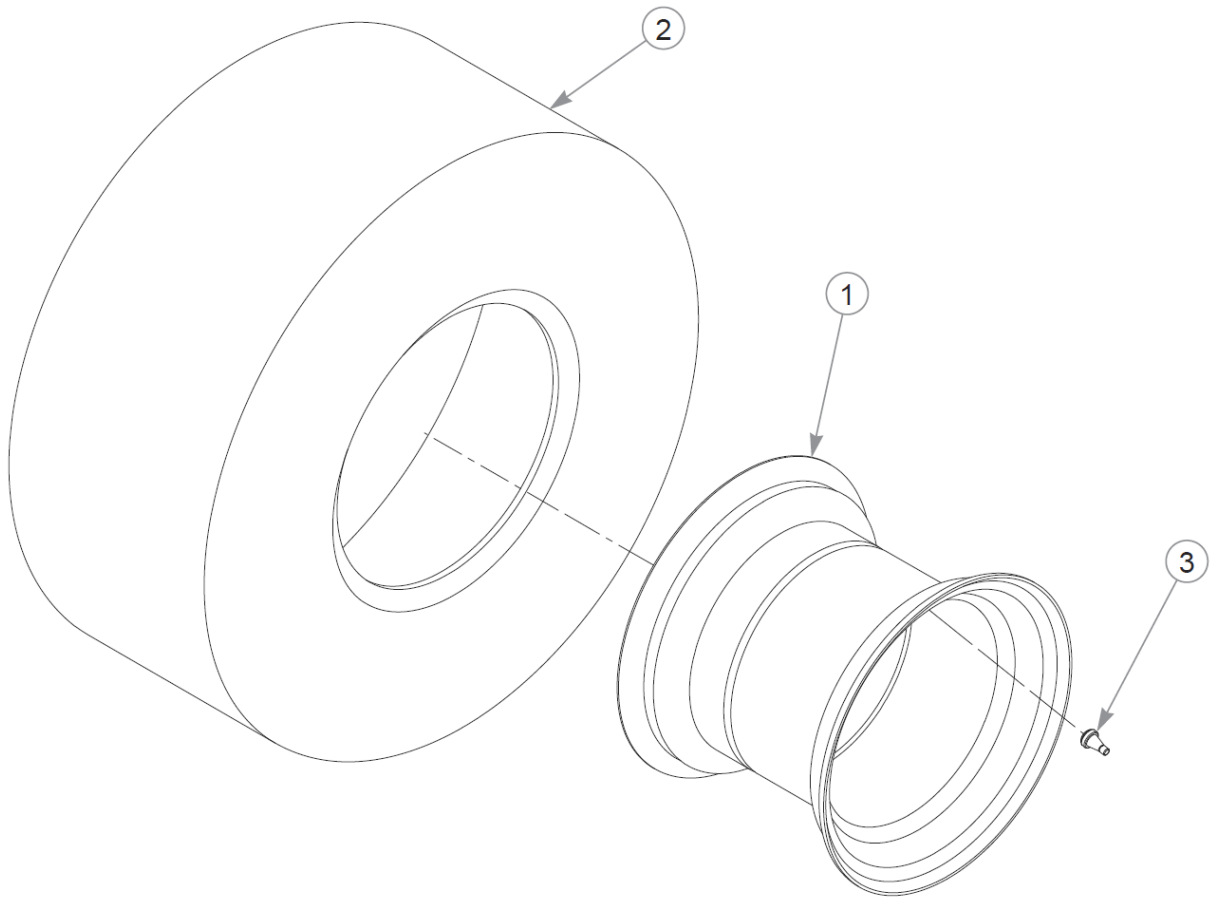
1. Torque to 88–102 N•m.



Front Wheel Assembly Breakdown

54" FasTrak SDX Parts Manual - 938787CE - HTFSXS054KAWFX691VC

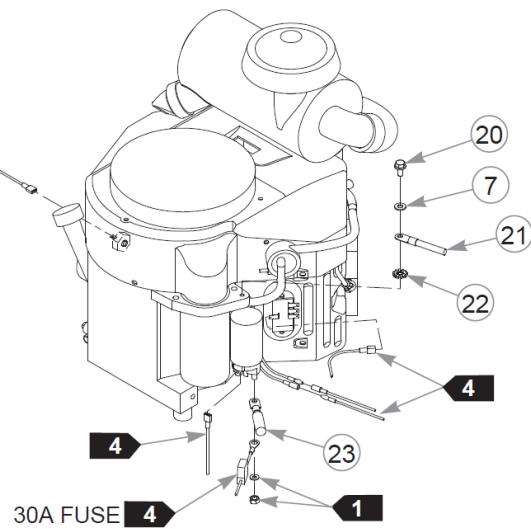
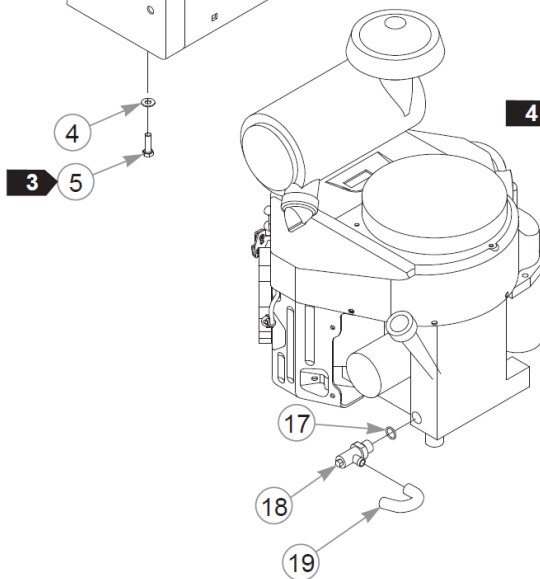
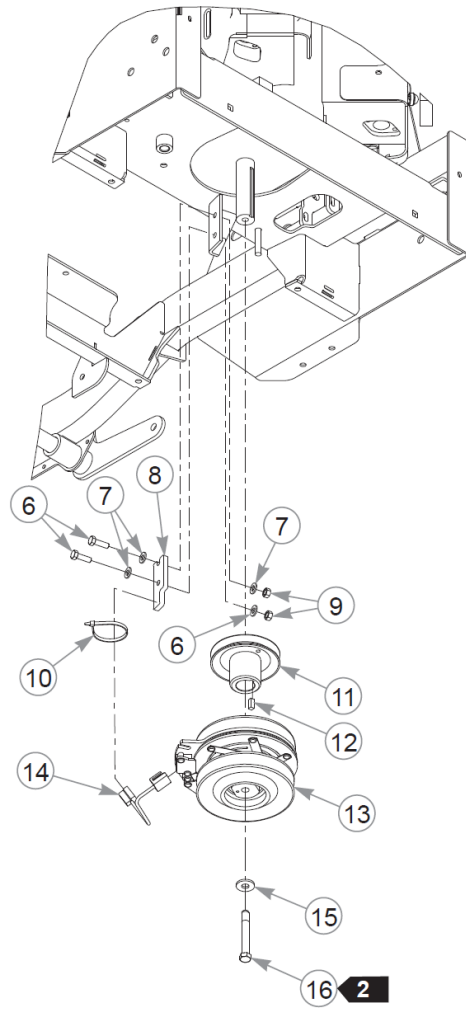
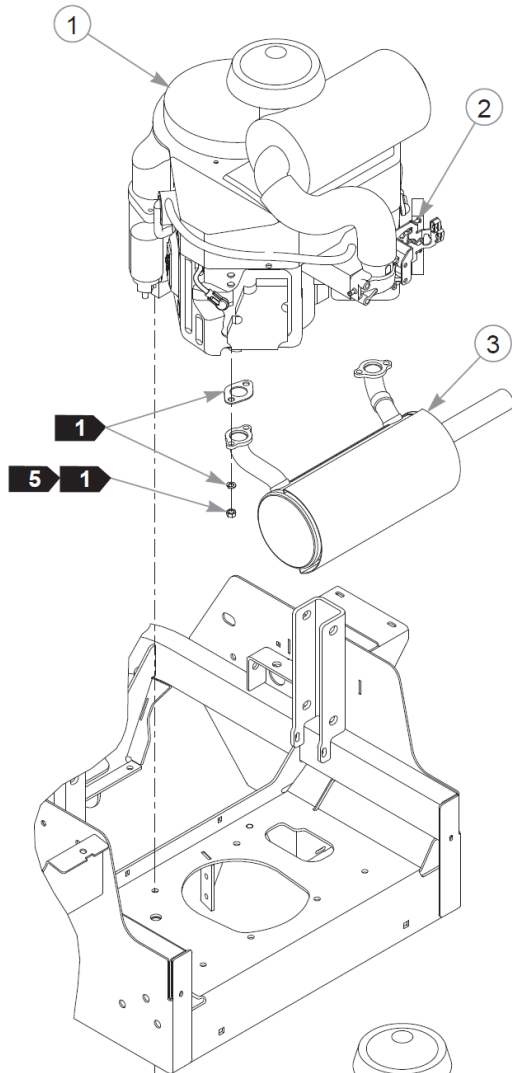
Item	Part No.	Qty	Name
1	604691	1	FORK W/A
2	041475	1	CS .750-10X9.50 HX G5 ZN
3	025296	2	FW .760X1.63X0.08 ZN
4	061101	1	NT .750-10 HX ZN NL GR B
5	605197	1	TIR/WHL 13X6.50-6 SLV
6	786103	2	WHEEL BEARING
7	605198	1	WHL 6X4.50 SLV
8	019521	1	TIRE VALVE TR-412 GOODY
9	604843	1	TIR 13X6.50-6 B4R SMTH
10	747741	1	TIR 13X6.50-6 B4R RIB



Drive Wheel Breakdown

54" FasTrak SDX Parts Manual - 938787CE - HTFSXS054KAWFX691VC

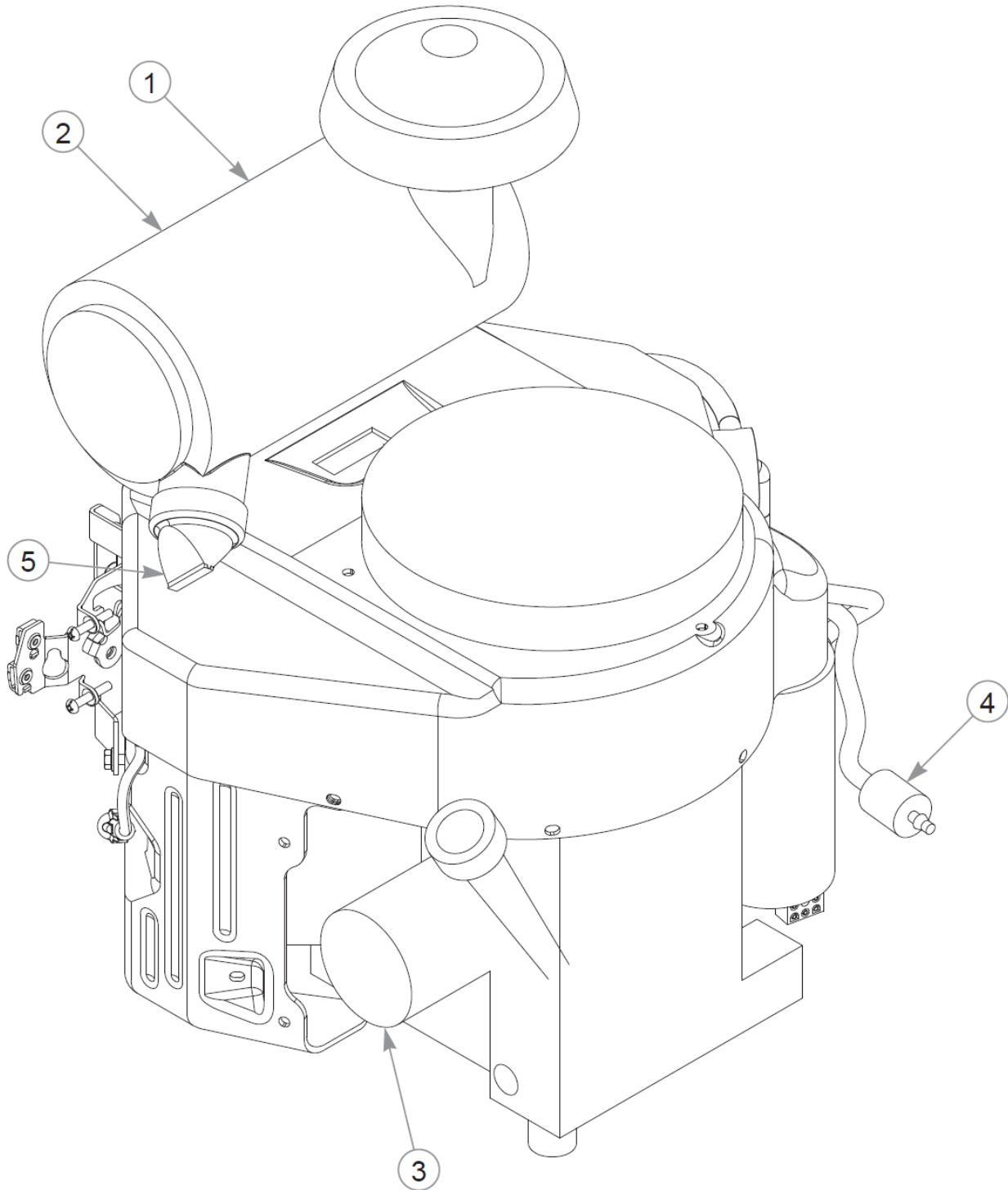
Item	Part No.	Qty	Name
1	601347	1	WHL 10X8.50 4X4.0 SLV
2	605727	1	TIR 23X11.00-10 B4R LTFT
3	019521	1	TIRE VALVE TR-412 GOODY



Item	Part No.	Qty	Name
1		1	KAWASAKI FX691V ENGINE
		1	KAWASAKI FX730V ENGINE
2	603524	1	CS M5-0.8 X 50 MM
3	604250	1	MUFFLER
	608006	1	MUFFLER, 726CC KAW
4	767954	4	FW 0.379X.82X.06 HD ZN
5	602580	4	CS .375-16X1.25HXG8FTZN
6	036236	2	CS .312-18X1.000HXG5
7	768523	5	FW 0.343SAE
8	113946	1	CLUTCH ANCHOR
9	034272	2	NT .312-18HXG5
10	000331	4	WIRE TIE, SMALL/SHORT
11	605490	1	PULLEY, ENG 4.58OP
12	712372	1	KEY 1/4 SQ X 0.66 LG(FS)
13	121809K	1	CLUTCH KIT
14	791251	1	HARNESS, CLUTCH PIGTAIL
<p>Comments for Part Num. 791251</p> <p>Pigtail was updated with epoxy to hold the wires steady. The wire sheath was also updated to a more flexible material.</p>			
15	602680	1	FW .453X1.12X.12 HRD ZN
16	601834	1	CS .437-20X3.25 HXG5ZN
17	604369	1	O-RING 16 MM
18	604350	1	VALVE, OIL DRAIN
19	605317	1	HOSE, OIL DRAIN
20	720516	1	CS M8-1.25X16HX FL10.9
21	601841	1	BATTERY CABLE, NEG.
22	029876	1	LW .312 INTEXT ZN
23	785063	1	BATTERY CABLE, POSITIVE

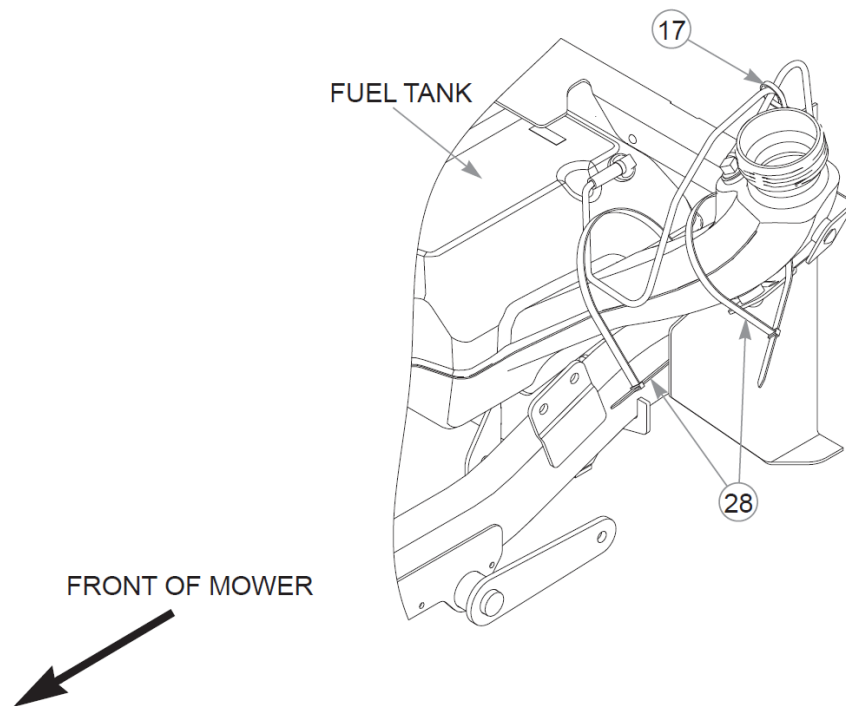
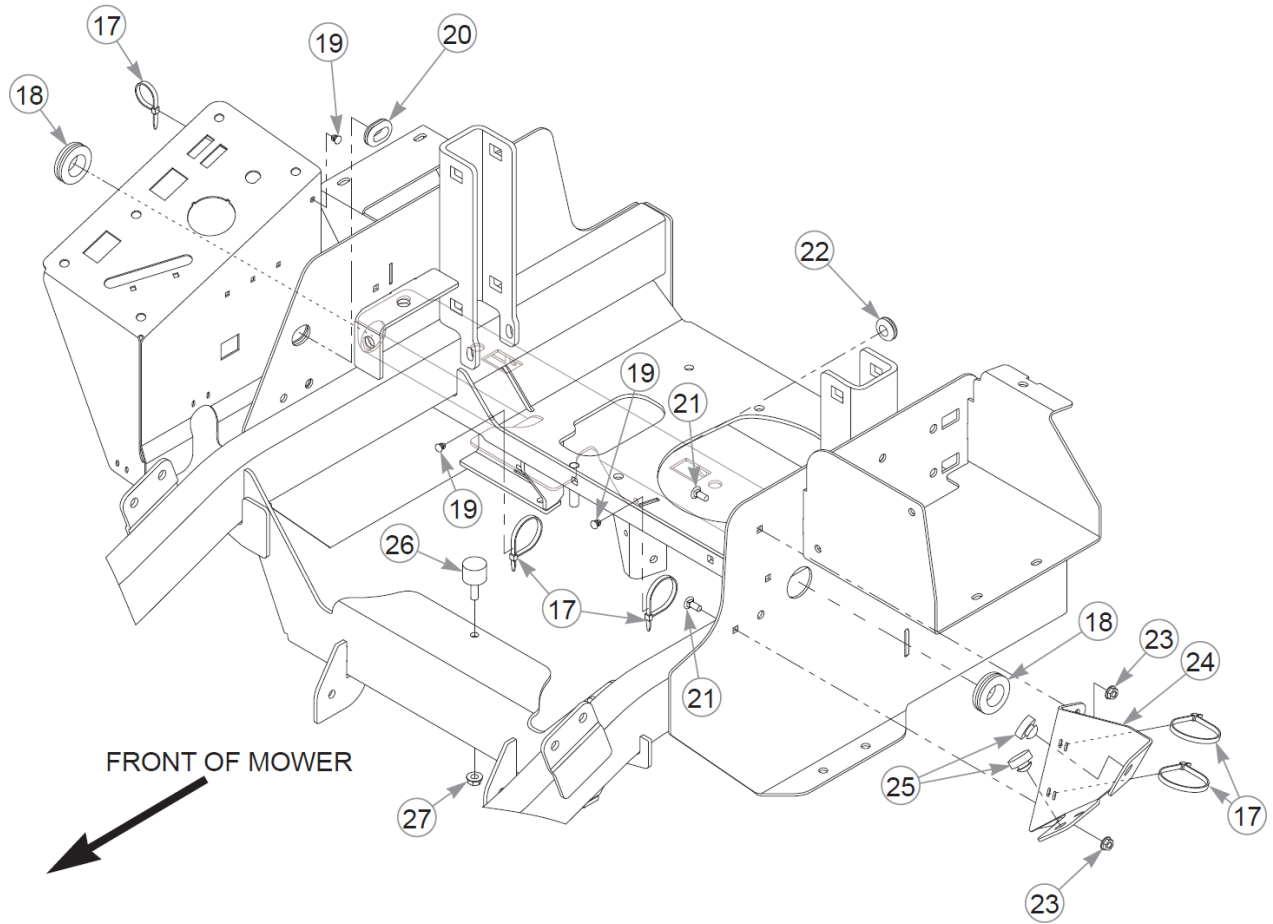
Comments for Page: Engine, Muffler & Clutch

1. Supplied with the engine.
2. Torque to 61–65 N•m.
3. Torque to 41–47 N•m.
4. Part of the wire harness.
5. Torque to 23 N•m.



Item	Part No.	Qty	Name
1	785261	1	AIR FILTER - MAIN
2	785279	1	AIR FILTER - SAFETY
3	602581	1	ENGINE OIL FILTER
4	068478	1	FUEL FILTER - IN LINE
5	763318	1	VALVE, VACUATOR

This page intentionally left blank



Item	Part No.	Qty	Name
1	605491	1	VAPOR LINE, 3/16 FORMED
2	605493	1	VAPOR LINE, 3/16 FORMED
3	605565	1	BOOT, 3/16 TO 3/16
4	605690	2	TEE, 3/16" PLASTIC
5	605535	1	VAPOR LINE, 3/16 FORMED
6	605425	1	CROSS, 3/16" PLASTIC
7	605564	1	BOOT, 3/16 TO 3/16
8	605534	1	VAPOR LINE, 3/16 FORMED
9	605492	1	VAPOR LINE, 3/16 FORMED
10	603326P	1	VAPOR LINE, 3/16" - 7 FT
11	604323	1	VAPOR SYSTEM FILTER
12	605533	1	VAPOR LINE, 3/16 FORMED
13	015818P	1	FUEL LINE, 1/4" - 6 FT
14	000323	2	CLIP, HOSE CLAMP
15	607667	1	FUEL TANK ASSY
16	603807	1	CAP, 3.5" RATCHETING GAS
17	000331	9	WIRE TIE, SMALL/SHORT
18	706531	2	GM 1.12X1.75X1.37X.12
19	604307	3	MOUNT, PUSH BUTTON
20	047456	1	GM .750X.188X1.00X.12
21	601503	2	CB .250-20 X .625 ZN
22	080358	1	GM .50X1.00X.75X.12
23	016816	2	NT .250-20FLKG5
24	124348-1	1	TANK NECK SUPPORT
25	781880	2	BUMPER, .500x 1.00x .31
26	605542	1	ISOLATOR
27	016832	1	NT .312-18FLKG5
28	602725	2	WIRE TIE,

Comments for Page: Fuel System - S/N 20054500 & HIGHER (Multi-Page)

FUEL & VAPOR LINE LENGTHS

- A: FRONT RIGHT SIDE PORT TO TEE (VAPOR)
- B: ENGINE TO CROSS (VAPOR)
- C: TEE TO CROSS (VAPOR)
- D: LEFT BACK PORT TO TEE (VAPOR)
- E: FILLER NECK PORT TO TEE (VAPOR)

Fuel System - S/N 20054500 & HIGHER (Multi-
Page)

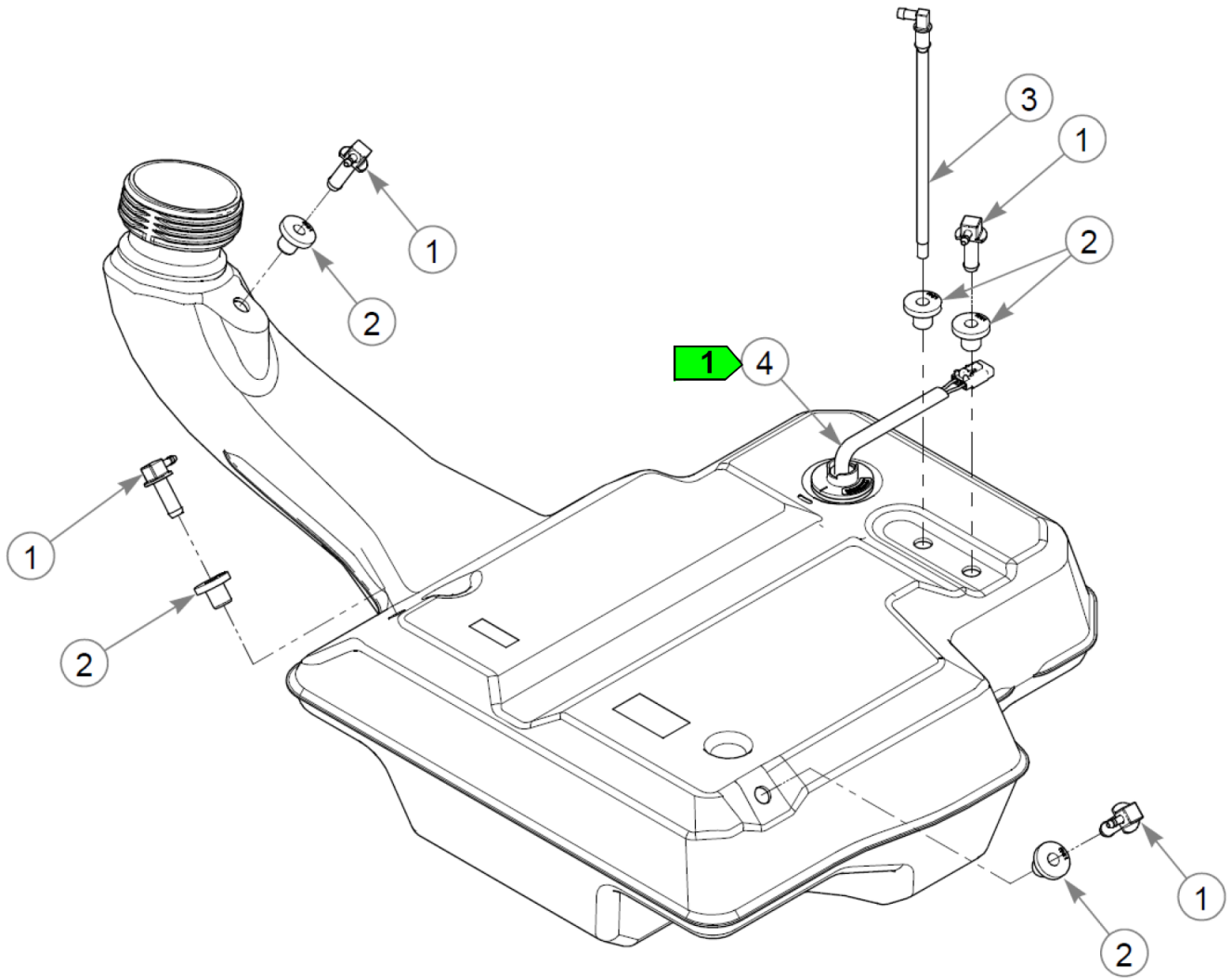
54" FasTrak SDX Parts Manual - 938787CE -
HTFSXS054KAWFX691VC

F: RIGHT BACK PORT TO TEE (VAPOR)

G: 16 cm CROSS TO FILTER (VAPOR)

H: 31 cm TANK TO FUEL FILTER

This page intentionally left blank

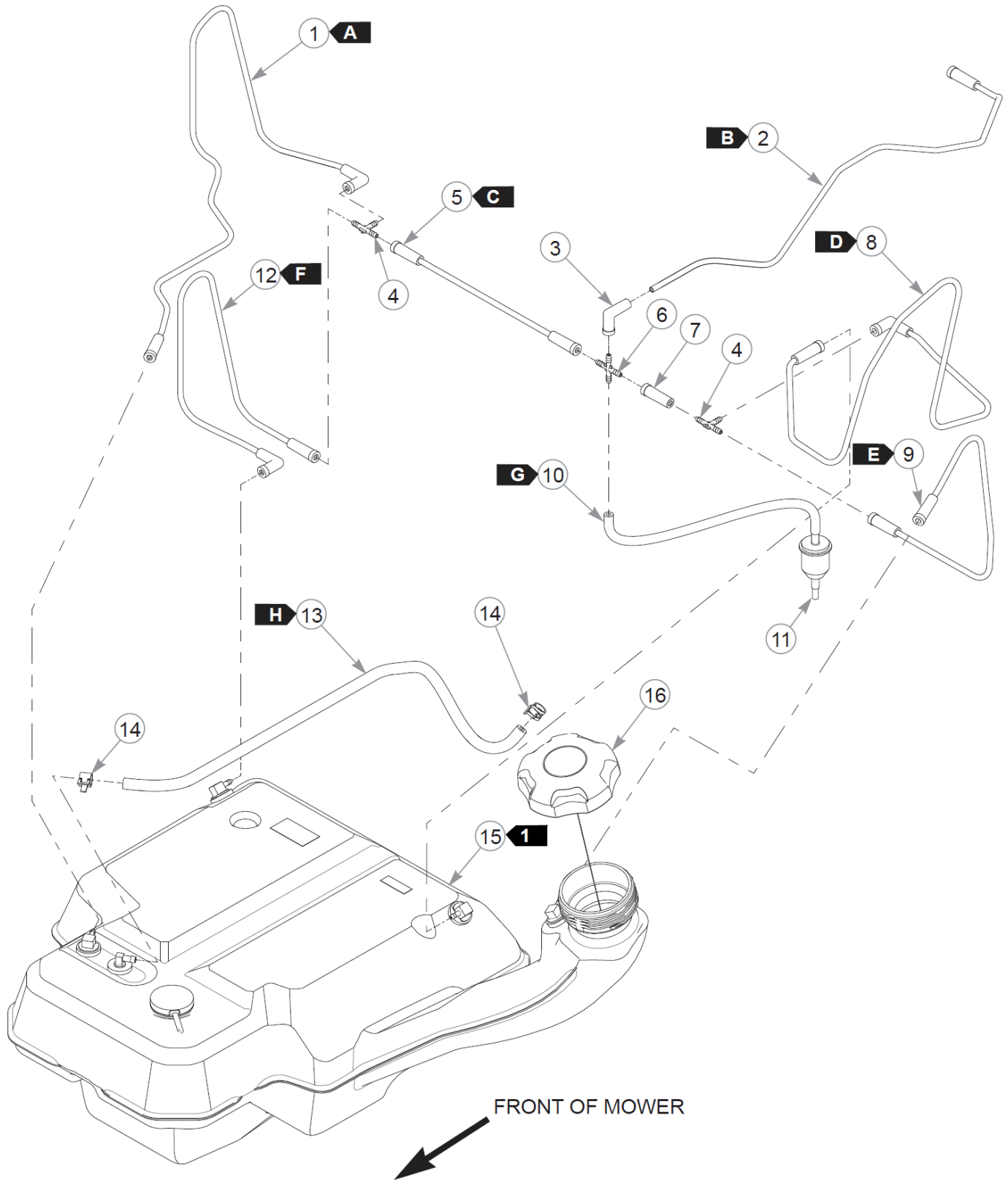


Item	Part No.	Qty	Name
1	604287K	3	VENT FITTING SVC KIT
2	604200K	5	GROMMET SVC KIT
3	605126K	1	SUCTION HOSE SVC KIT
4	607453K	1	SENDER SVC KIT
	608043	1	FUEL GAUGE & SENDER KIT

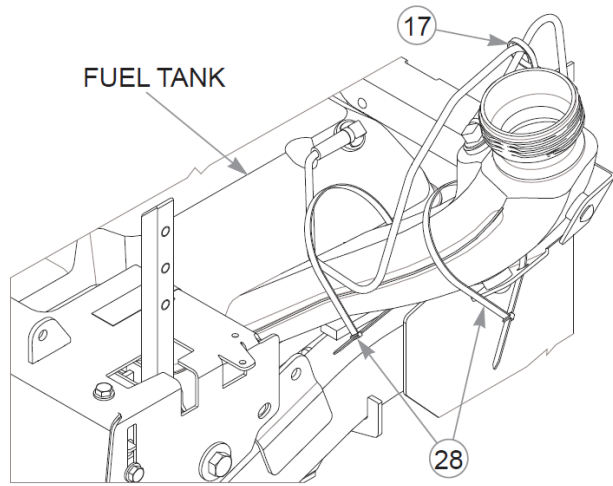
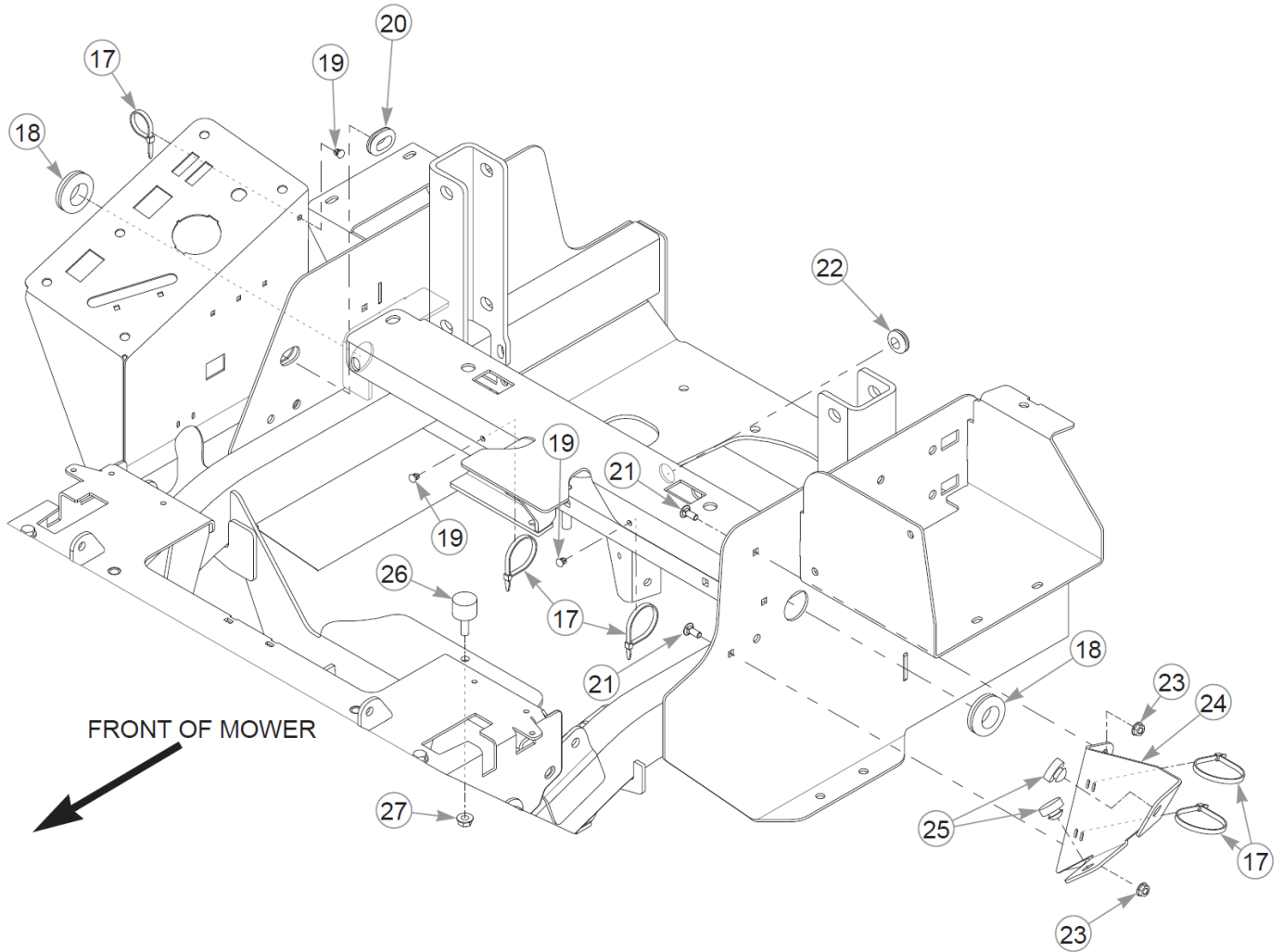
Comments for Page: Fuel Tank Service Parts - 607667

1. 607453 is used on mowers S/N 20054498 & HIGHER.

608043 is used on mowers S/N PRIOR TO 20054498.



This page intentionally left blank



Item	Part No.	Qty	Name
1	605491	1	VAPOR LINE, 3/16 FORMED
2	605493	1	VAPOR LINE, 3/16 FORMED
3	605565	1	BOOT, 3/16 TO 3/16
4	605690	2	TEE, 3/16" PLASTIC
5	605535	1	VAPOR LINE, 3/16 FORMED
6	605425	1	CROSS, 3/16" PLASTIC
7	605564	1	BOOT, 3/16 TO 3/16
8	605534	1	VAPOR LINE, 3/16 FORMED
9	605492	1	VAPOR LINE, 3/16 FORMED
10	603326P	31 cm	VAPOR LINE, 3/16" - 7 FT
11	604323	1	VAPOR SYSTEM FILTER
12	605533	1	VAPOR LINE, 3/16 FORMED
13	015818P	58 cm	FUEL LINE, 1/4" - 6 FT
14	000323	2	CLIP, HOSE CLAMP
15	606581	1	FUEL TANK

Comments for Part Num. 606581

****IMPORTANT****

Before replacing Fuel Tank, refer to Service Bulletin 550.

****IMPORTANT****

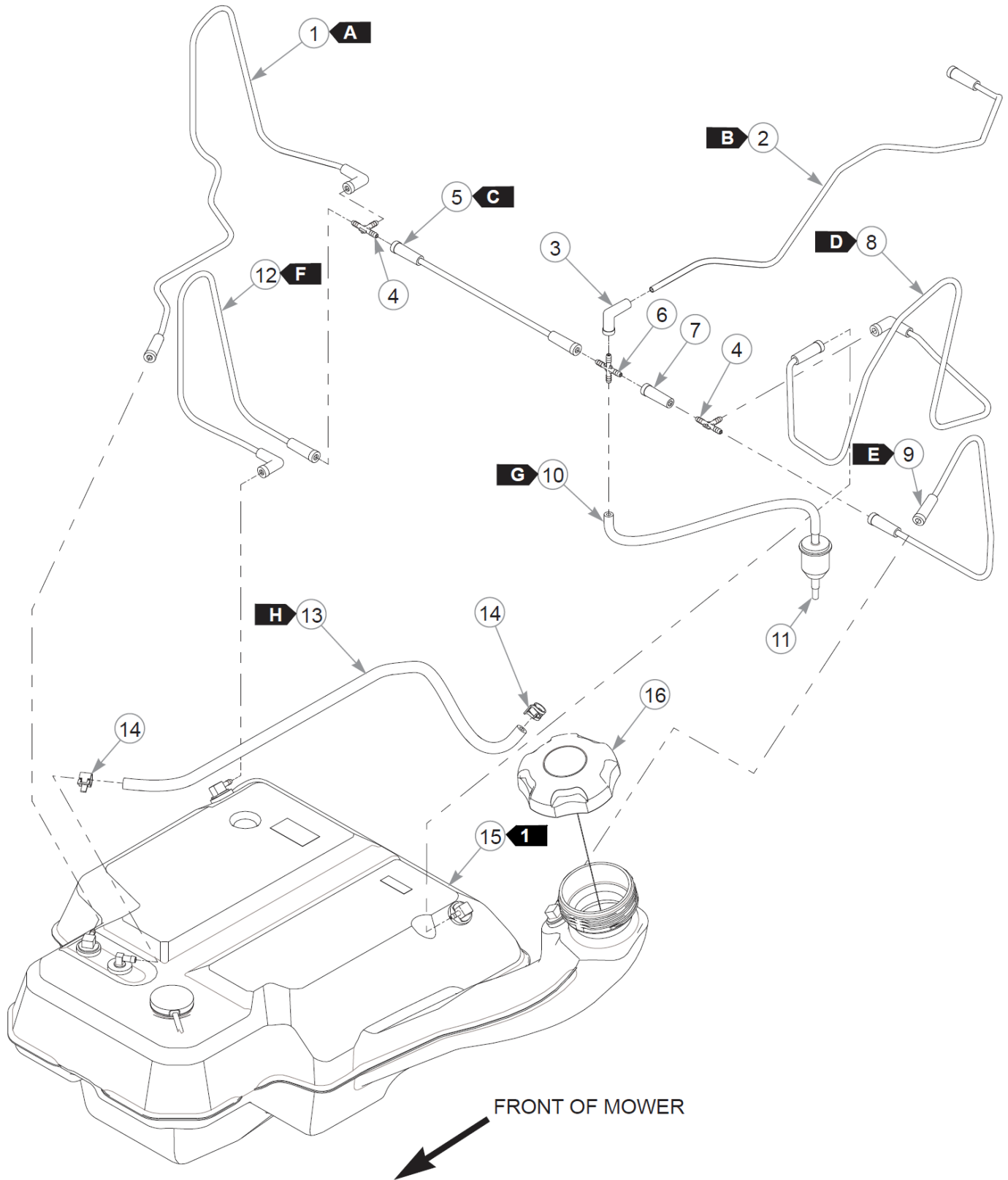
Before replacing Fuel Tank, refer to Service Bulletin 550.

16	603807	1	CAP, 3.5" RATCHETING GAS
17	000331	9	WIRE TIE, SMALL/SHORT
18	706531	2	GM 1.12X1.75X1.37X.12
19	604307	3	MOUNT, PUSH BUTTON
20	047456	1	GM .750X.188X1.00X.12
21	601503	2	CB .250-20 X .625 ZN
22	080358	1	GM .50X1.00X.75X.12
23	016816	2	NT .250-20FLKG5
24	124348-1	1	TANK NECK SUPPORT
25	781880	2	BUMPER, .500x 1.00x .31
26	605542	1	ISOLATOR
27	016832	1	NT .312-18FLKG5
28	602725	2	WIRE TIE,

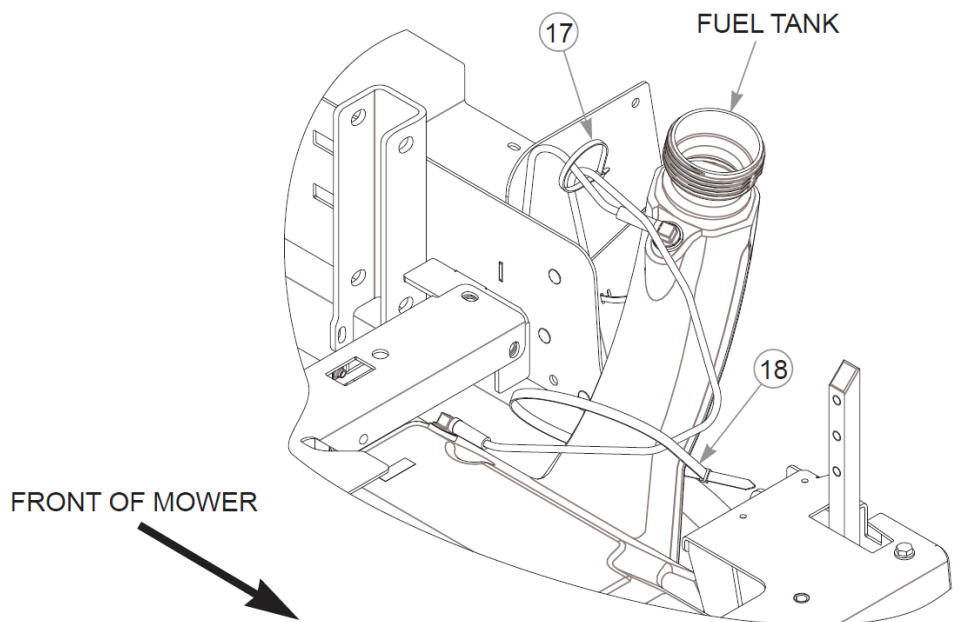
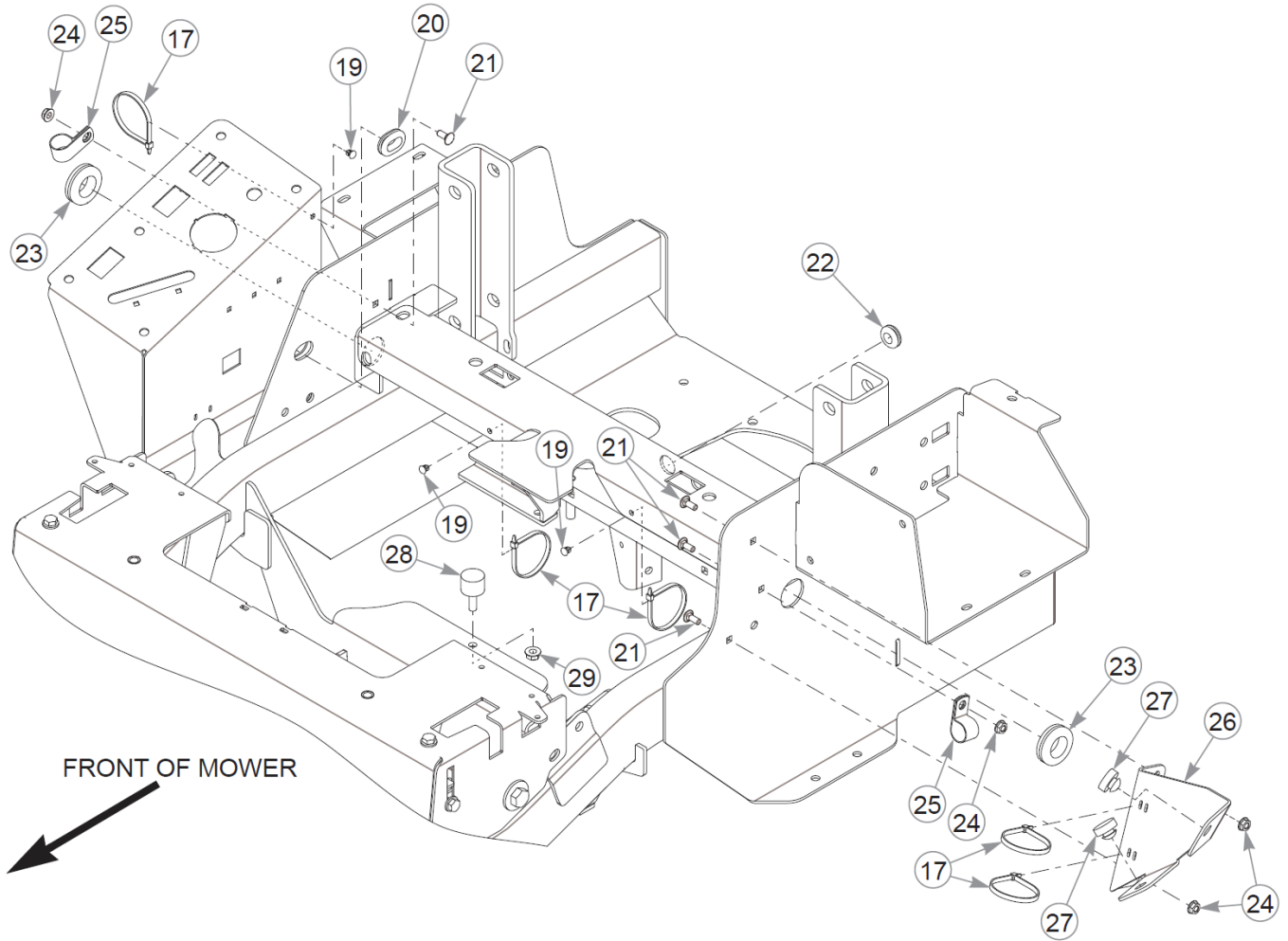
Comments for Page: Fuel System—S/N 18114075 - 20054499 (Multi-Page)

FUEL & VAPOR LINE LENGTHS
A: FRONT RIGHT SIDE PORT TO TEE (VAPOR)
B: ENGINE TO CROSS (VAPOR)
C: TEE TO CROSS (VAPOR)
D: LEFT BACK PORT TO TEE (VAPOR)
E: FILLER NECK PORT TO TEE (VAPOR)
F: RIGHT BACK PORT TO TEE (VAPOR)
G: 29 cm CROSS TO FILTER (VAPOR)
H: 5 cm VALVE TO ENGINE (FUEL)
J: 53 cm TANK TO VALVE (FUEL)

This page intentionally left blank



This page intentionally left blank



Item	Part No.	Qty	Name
1	605491	1	VAPOR LINE, 3/16 FORMED
2	605493	1	VAPOR LINE, 3/16 FORMED
3	605565	1	BOOT, 3/16 TO 3/16
4	605690	2	TEE, 3/16" PLASTIC
5	605535	1	VAPOR LINE, 3/16 FORMED
6	605425	1	CROSS, 3/16" PLASTIC
7	605564	1	BOOT, 3/16 TO 3/16
8	605534	1	VAPOR LINE, 3/16 FORMED
9	605492	1	VAPOR LINE, 3/16 FORMED
10	603326P	31 cm	VAPOR LINE, 3/16" - 7 FT
11	604323	1	VAPOR SYSTEM FILTER
12	605533	1	VAPOR LINE, 3/16 FORMED
13	015818P	53 cm	FUEL LINE, 1/4" - 6 FT
14	000323	2	CLIP, HOSE CLAMP
15	606581	1	FUEL TANK

Comments for Part Num. 606581

****IMPORTANT****

Before replacing Fuel Tank, refer to Service Bulletin 550.

****IMPORTANT****

Before replacing Fuel Tank, refer to Service Bulletin 550.

16	603807	1	CAP, 3.5" RATCHETING GAS
17	000331	9	WIRE TIE, SMALL/SHORT
18	602725	1	WIRE TIE,
19	604307	3	MOUNT, PUSH BUTTON
20	047456	1	GM .750X.188X1.00X.12
21	080358	1	GM .50X1.00X.75X.12
22	601503	4	CB .250-20 X .625 ZN
23	706531	2	GM 1.12X1.75X1.37X.12
24	016816	4	NT .250-20FLKG5
25	043570	2	CLIP - HOSE - SINGLE(FS)
26	124348-1	1	TANK NECK SUPPORT
27	781880	2	BUMPER, .500x 1.00x .31
28	605542	1	ISOLATOR
29	016832	1	NT .312-18FLKG5

Comments for Page: Fuel System - S/N 18080150–18114074 (Multi-Page)

1. ****IMPORTANT****

Before replacing Fuel Tank, refer to Service Bulletin 550.

FUEL & VAPOR LINE LENGTHS

A: FRONT RIGHT SIDE PORT TO TEE (VAPOR)

B: ENGINE TO CROSS (VAPOR)

C: TEE TO CROSS (VAPOR)

D: LEFT BACK PORT TO TEE (VAPOR)

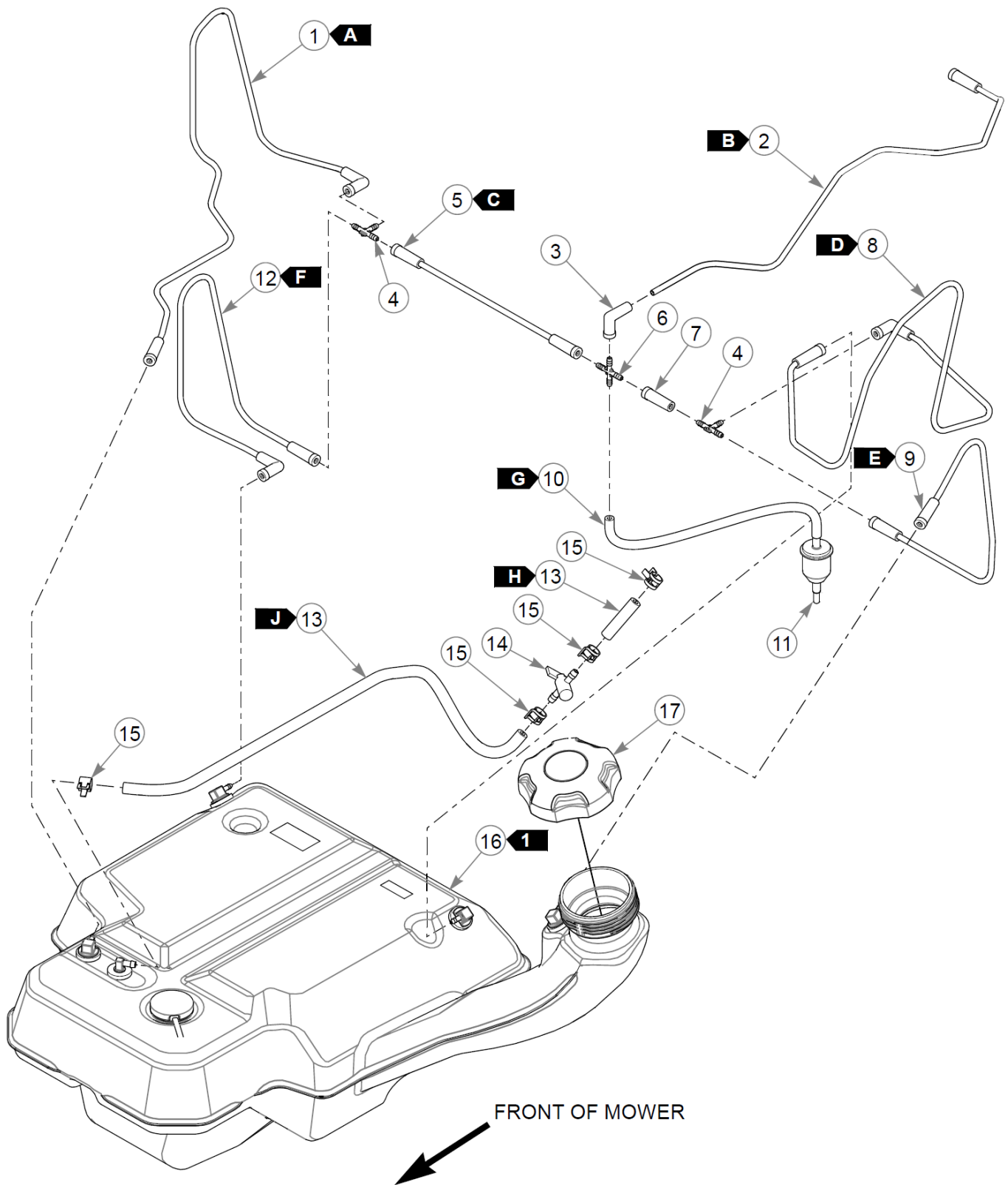
E: FILLER NECK PORT TO TEE (VAPOR)

F: RIGHT BACK PORT TO TEE (VAPOR)

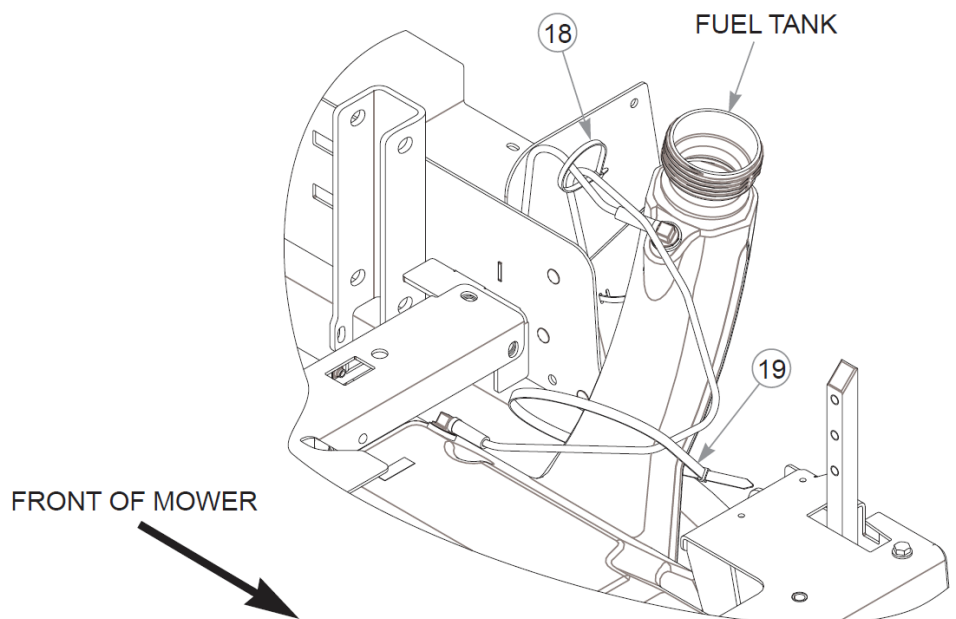
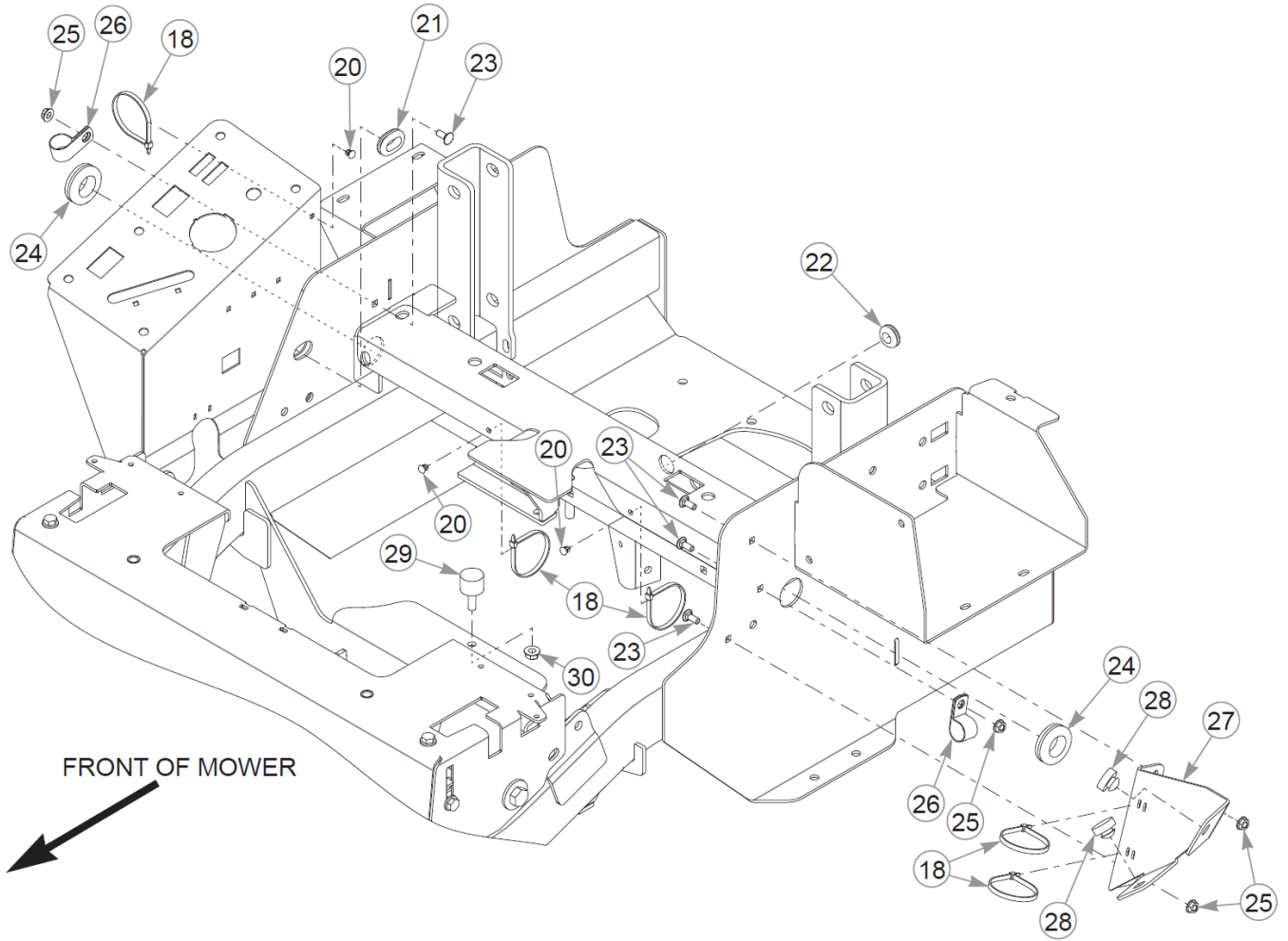
G: 31 cm CROSS TO FILTER (VAPOR)

H: 53 cm TANK TO FUEL FILTER

This page intentionally left blank



This page intentionally left blank



Item	Part No.	Qty	Name
1	605491	1	VAPOR LINE, 3/16 FORMED
2	605493	1	VAPOR LINE, 3/16 FORMED
3	605565	1	BOOT, 3/16 TO 3/16
4	605690	2	TEE, 3/16" PLASTIC
5	605535	1	VAPOR LINE, 3/16 FORMED
6	605425	1	CROSS, 3/16" PLASTIC
7	605564	1	BOOT, 3/16 TO 3/16
8	605534	1	VAPOR LINE, 3/16 FORMED
9	605492	1	VAPOR LINE, 3/16 FORMED
10	603326P	31 cm	VAPOR LINE, 3/16" - 7 FT
11	604323	1	VAPOR SYSTEM FILTER
12	605533	1	VAPOR LINE, 3/16 FORMED
13	015818P	61 cm	FUEL LINE, 1/4" - 6 FT
14	605601	1	FUEL SHUT-OFF VALVE
15	000323	4	CLIP, HOSE CLAMP
16	606581	1	FUEL TANK
<p>Comments for Part Num. 606581</p> <p>**IMPORTANT** Before replacing Fuel Tank, refer to Service Bulletin 550. **IMPORTANT** Before replacing Fuel Tank, refer to Service Bulletin 550.</p>			
17	603807	1	CAP, 3.5" RATCHETING GAS
18	000331	8	WIRE TIE, SMALL/SHORT
19	602725	1	WIRE TIE,
20	604307	3	MOUNT, PUSH BUTTON
21	047456	1	GM .750X.188X1.00X.12
22	080358	1	GM .50X1.00X.75X.12
23	601503	4	CB .250-20 X .625 ZN
24	706531	2	GM 1.12X1.75X1.37X.12
25	016816	4	NT .250-20FLKG5
26	043570	2	CLIP - HOSE - SINGLE(FS)
27	124348-1	1	TANK NECK SUPPORT
28	781880	2	BUMPER, .500x 1.00x .31
29	605542	1	ISOLATOR
30	016832	1	NT .312-18FLKG5

This page intentionally left blank

Item	Part No.	Qty	Name
31	000430	1	WIRE TIE, SMALL/LONG

Comments for Page: Fuel System - S/N PRIOR TO 18080150 (Multi-Page)

1. ****IMPORTANT****

Before replacing Fuel Tank, refer to Service Bulletin 550.

FUEL & VAPOR LINE LENGTHS

A: FRONT RIGHT SIDE PORT TO TEE (VAPOR)

B: ENGINE TO CROSS (VAPOR)

C: TEE TO CROSS (VAPOR)

D: LEFT BACK PORT TO TEE (VAPOR)

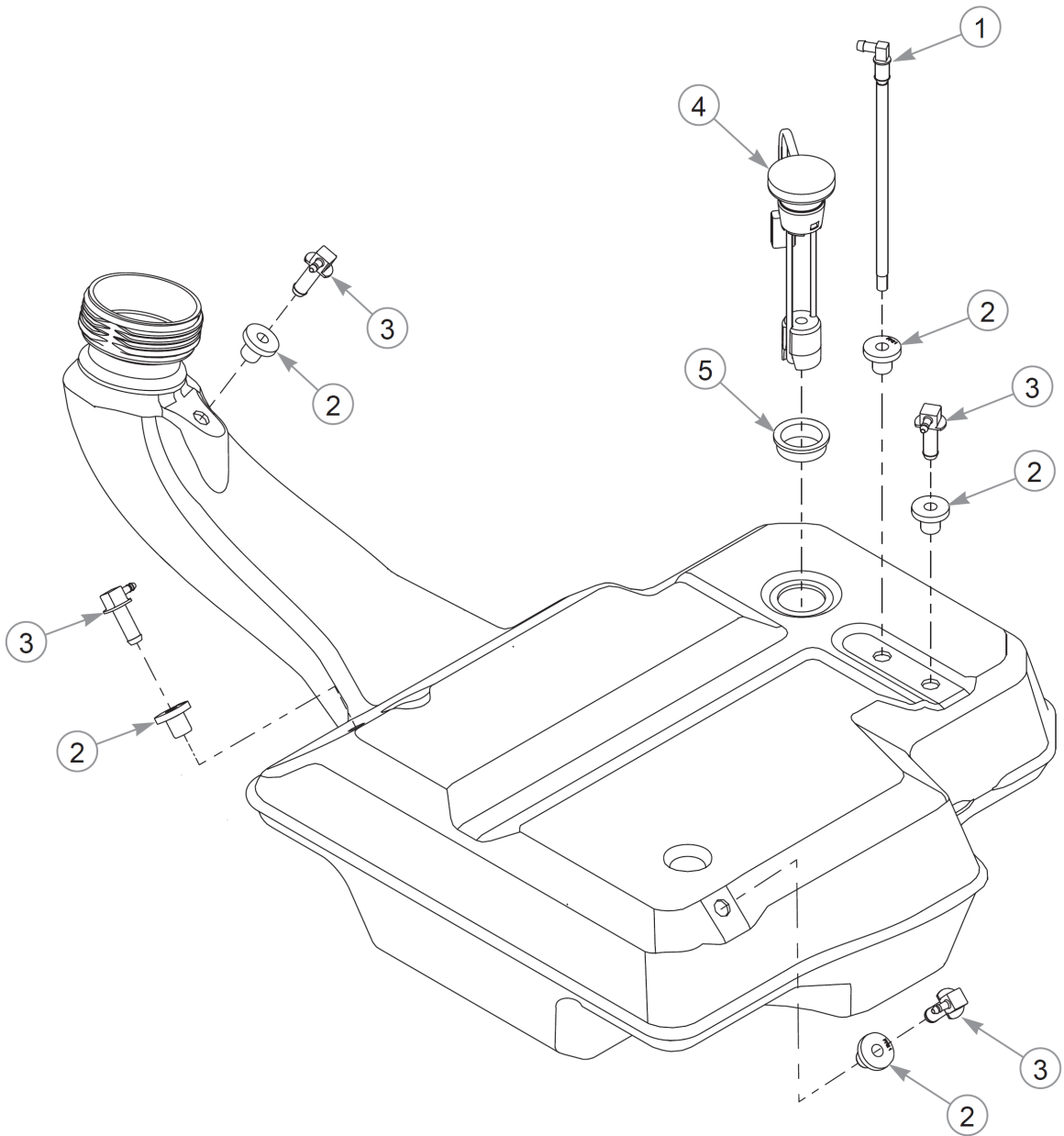
E: FILLER NECK PORT TO TEE (VAPOR)

F: RIGHT BACK PORT TO TEE (VAPOR)

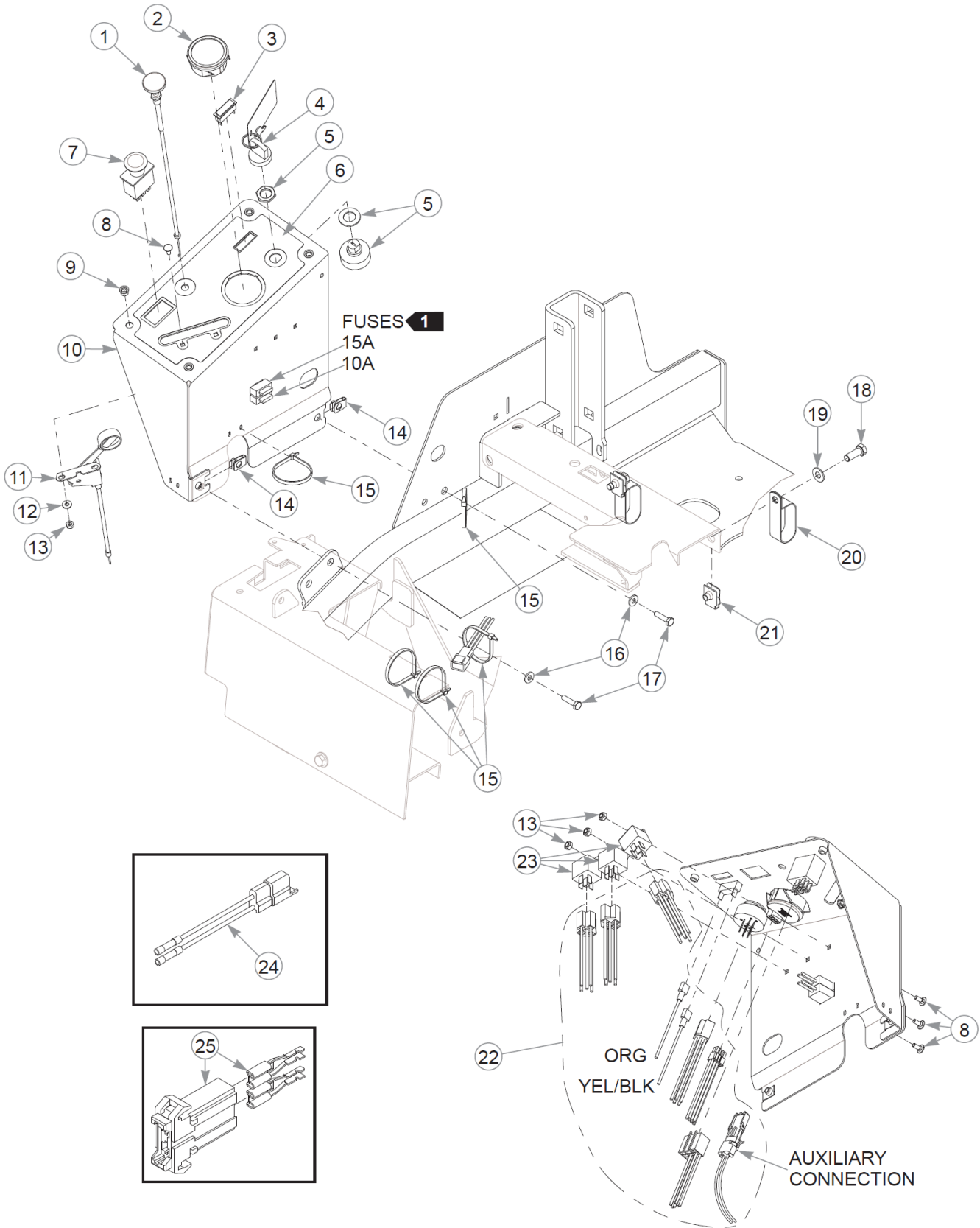
G: 31 cm CROSS TO FILTER (VAPOR)

H: 5 cm VALVE TO ENGINE (FUEL)

J: 56 cm TANK TO VALVE (FUEL)



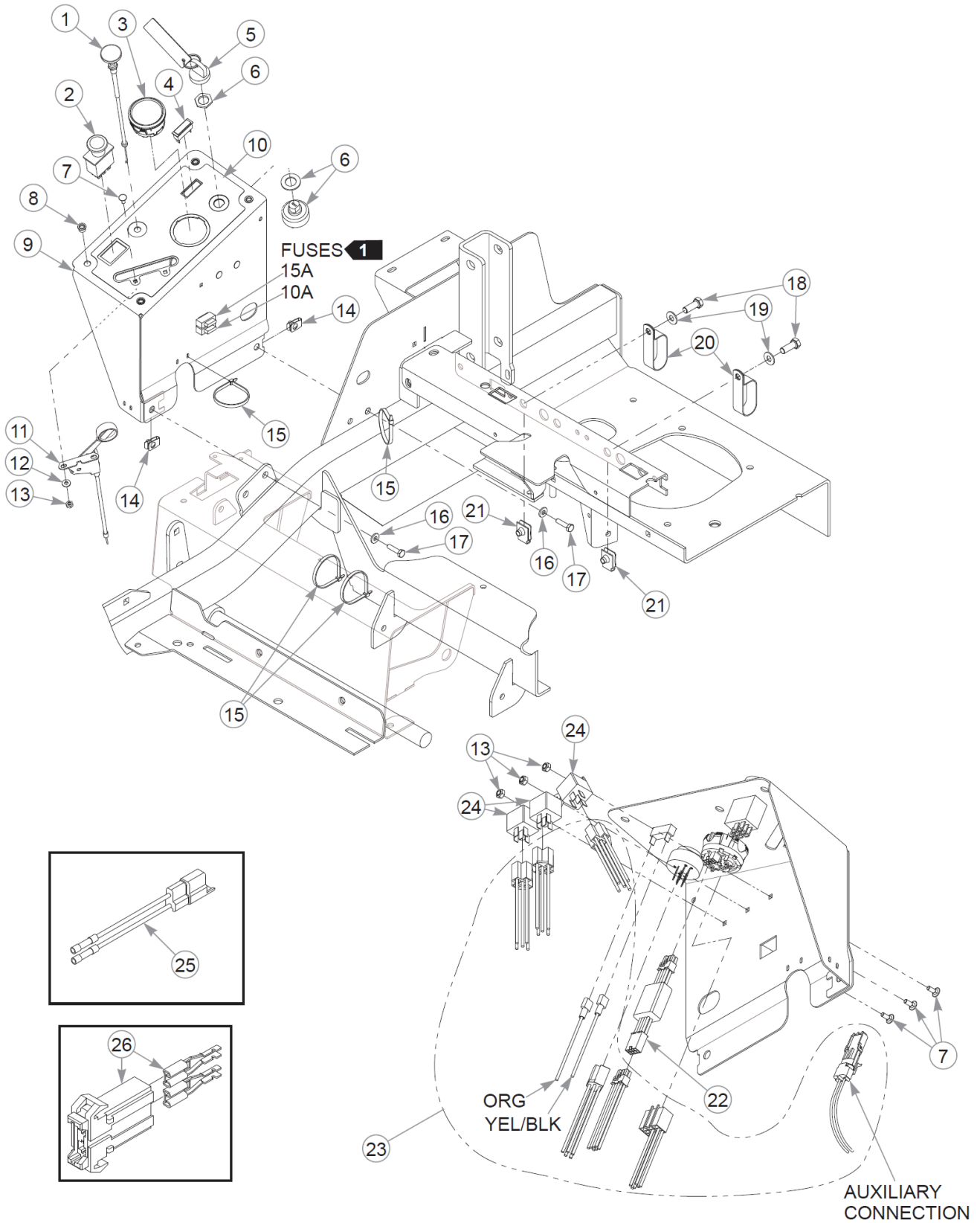
Item	Part No.	Qty	Name
	606581	1	FUEL TANK
<p>Comments for Part Num. 606581</p> <p>**IMPORTANT** Before replacing Fuel Tank, refer to Service Bulletin 550.</p> <p>**IMPORTANT** Before replacing Fuel Tank, refer to Service Bulletin 550.</p>			
1	605126K	1	SUCTION HOSE SVC KIT
2	604200K	5	GROMMET SVC KIT
3	604287K	4	VENT FITTING SVC KIT
4	608043	1	FUEL GAUGE & SENDER KIT
5	605648K	1	TANK GROMMET SVC KIT



Item	Part No.	Qty	Name
1	786657	1	CABLE, CHOKE
2	607452	1	GAUGE, SING NEEDLE 12V
3	712257	1	INDICATOR LIGHT, RED(FS)
4	785808	1	KEY ASSEMBLY
5	045898	1	IGNITION SWITCH
6	605605	1	DECAL, INST PANEL
7	776476	1	SWITCH, PTO 6201-321
8	601098	5	CB 10-24 X .500 ZYNC
9	808477	4	RIVET NUT, 1/4-20 THREA
10	552854	1	INSTR PANEL (W/DECAL)
11	778365	1	CABLE, THROTTLE
12	704932	2	FW 0.219X.50X.05 ZN
13	059832	5	NT #10-24 HX NL ZN
14	601982	2	CN .250-20X .150 MAX THK
15	000331	7	WIRE TIE, SMALL/SHORT
16	768515	2	FW 0.281SAE
17	056077	2	CS .250-20X1.000HXG5
18	036244	2	CS .375-16X1.00 HX G5 ZN
19	767954	2	FW 0.379X.82X.06 HD ZN
20	045088	2	HOSE CLAMP 1" (FS)
21	601758	2	CN .375-16x.200 MAX THK
22	605458	1	WIRE HARNESS, FSD/SMP
23	601053	3	RELAY, SEALED W/BRACKET
24	114052	1	KIT, CLUTCH CONN. REP.
25	601047	1	HOLDER, FUSE

Comments for Page: Instrument Panel & Wire Harness - SN 20054500 & HIGHER

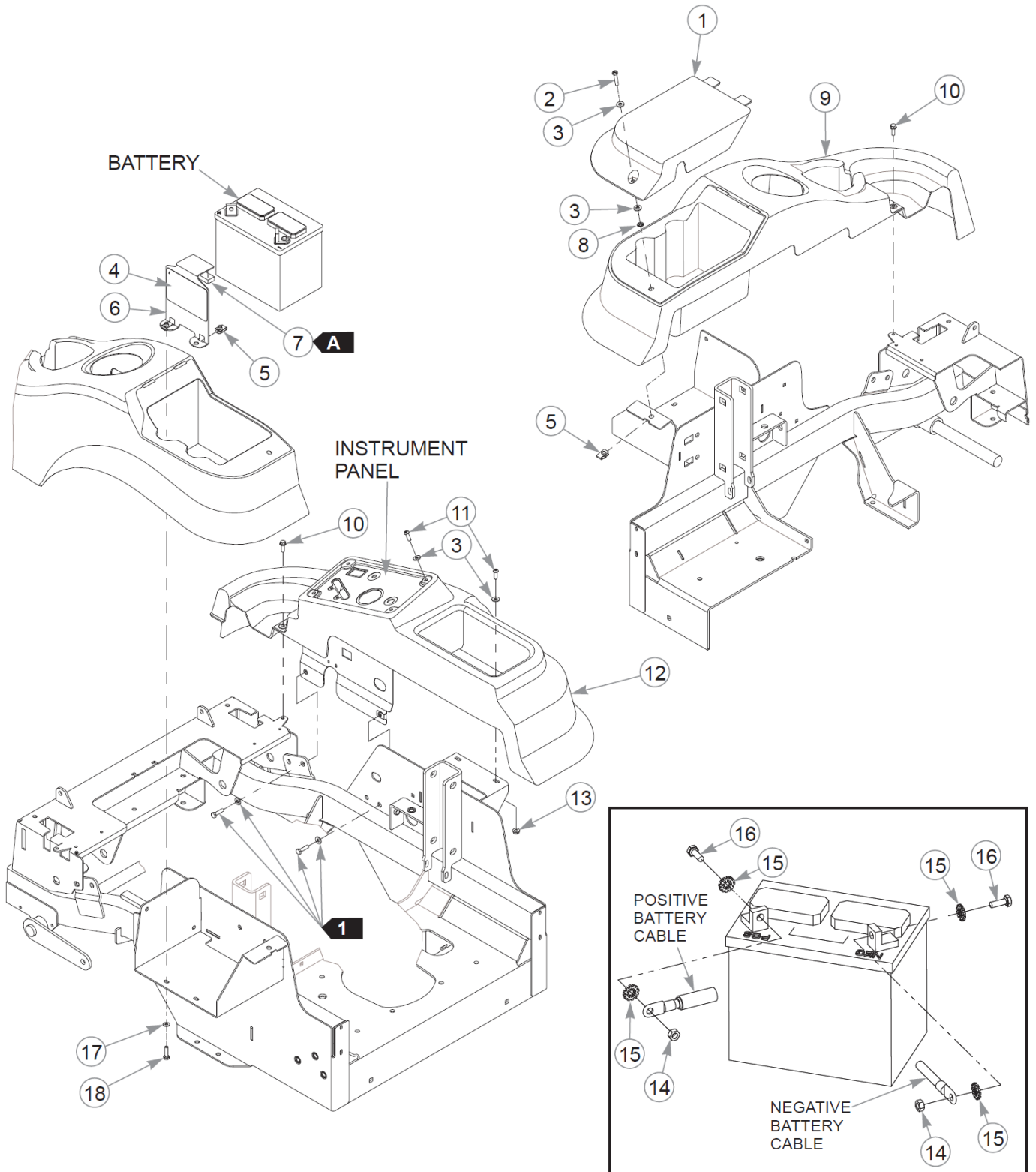
1. Part of the wire harness.
2. The instrument panel includes the decal.
3. The sealed relay includes a bracket.



Item	Part No.	Qty	Name
1	786657	1	CABLE, CHOKE
2	776476	1	SWITCH, PTO 6201-321
3	605483	1	GAUGE, FUEL/HOURMETER
4	712257	1	INDICATOR LIGHT, RED(FS)
5	785808	1	KEY ASSEMBLY
6	045898	1	IGNITION SWITCH
7	601098	5	CB 10-24 X .500 ZYNC
8	808477	4	RIVET NUT, 1/4-20 THREA
9	552854	1	INSTR PANEL (W/DECAL)
10	605605	1	DECAL, INST PANEL
11	778365	1	CABLE, THROTTLE
12	704932	2	FW 0.219X.50X.05 ZN
13	059832	5	NT #10-24 HX NL ZN
14	601982	2	CN .250-20X .150 MAX THK
15	000331	7	WIRE TIE, SMALL/SHORT
16	768515	2	FW 0.281SAE
17	056077	2	CS .250-20X1.000HXG5
18	036244	2	CS .375-16X1.00 HX G5 ZN
19	767954	2	FW 0.379X.82X.06 HD ZN
20	045088	2	HOSE CLAMP 1" (FS)
21	601758	2	CN .375-16x.200 MAX THK
22	605554	1	WIRE HARNESS ADAPTER
23	605458	1	WIRE HARNESS, FSD/SMP
24	601053	3	RELAY, SEALED W/BRACKET
25	114052	1	KIT, CLUTCH CONN. REP.
26	601047	1	HOLDER, FUSE

Comments for Page: Instrument Panel & Wire Harness - SN PRIOR TO 20054500

1. Part of the wire harness.
2. The instrument panel includes the decal.
3. The sealed relay includes a bracket.



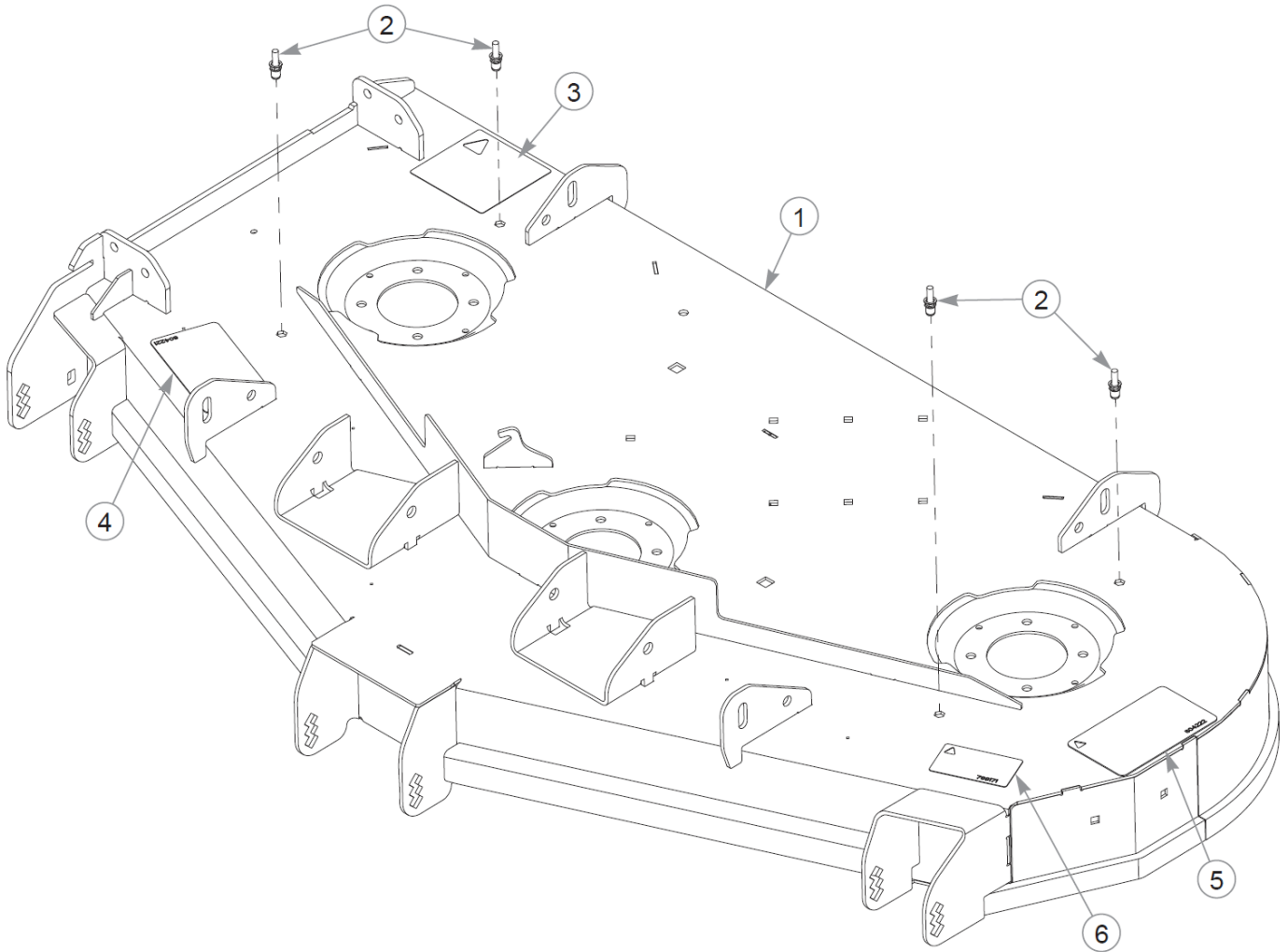
Item	Part No.	Qty	Name
1	605558	1	FENDER LID
2	605627	1	CS .250-20 X 1.25 HX
3	605628	8	FW 0.281X.63X.07 ZB
4	601815	1	DECAL, BATTERY WARNINGS
5	601982	3	CN .250-20X .150 MAX THK
6	552858	1	BATTERY HOLD DOWN
7	713198P	6 cm	SEAL 3/8x3/4 - 6 FT
8	605629	1	UNTHREADED PN 0.250 ID
9	605522	1	LH FENDER
<p>Comments for Part Num. 605522</p> <p>The 'decals' which are on this fender are 'in-mold labels' and not available for purchase separately.</p>			
10	604324	4	CS .250-20 X .75 HX FLG
11	605473	6	CS .250-20X0.75 BH TX BZ
12	605521	1	RH FENDER
<p>Comments for Part Num. 605521</p> <p>The 'decals' which are on this fender are 'in-mold labels' and not available for purchase separately.</p>			
13	016816	2	NT .250-20FLKG5
14	024927	2	NT .250-20HXG5
15	029868	4	LW .250 INTEXT ZN
16	055939	2	CS .250-20X0.75 HX G5 ZN

Comments for Page: Fenders & Battery

1. Part of the Instrument Panel assembly.
2. When performing service on the mower, disconnect the negative battery cable (black) and do not reconnect it to the battery until ready to start the engine.
3. The battery hold down includes the seal and decal.

SEAL LENGTH

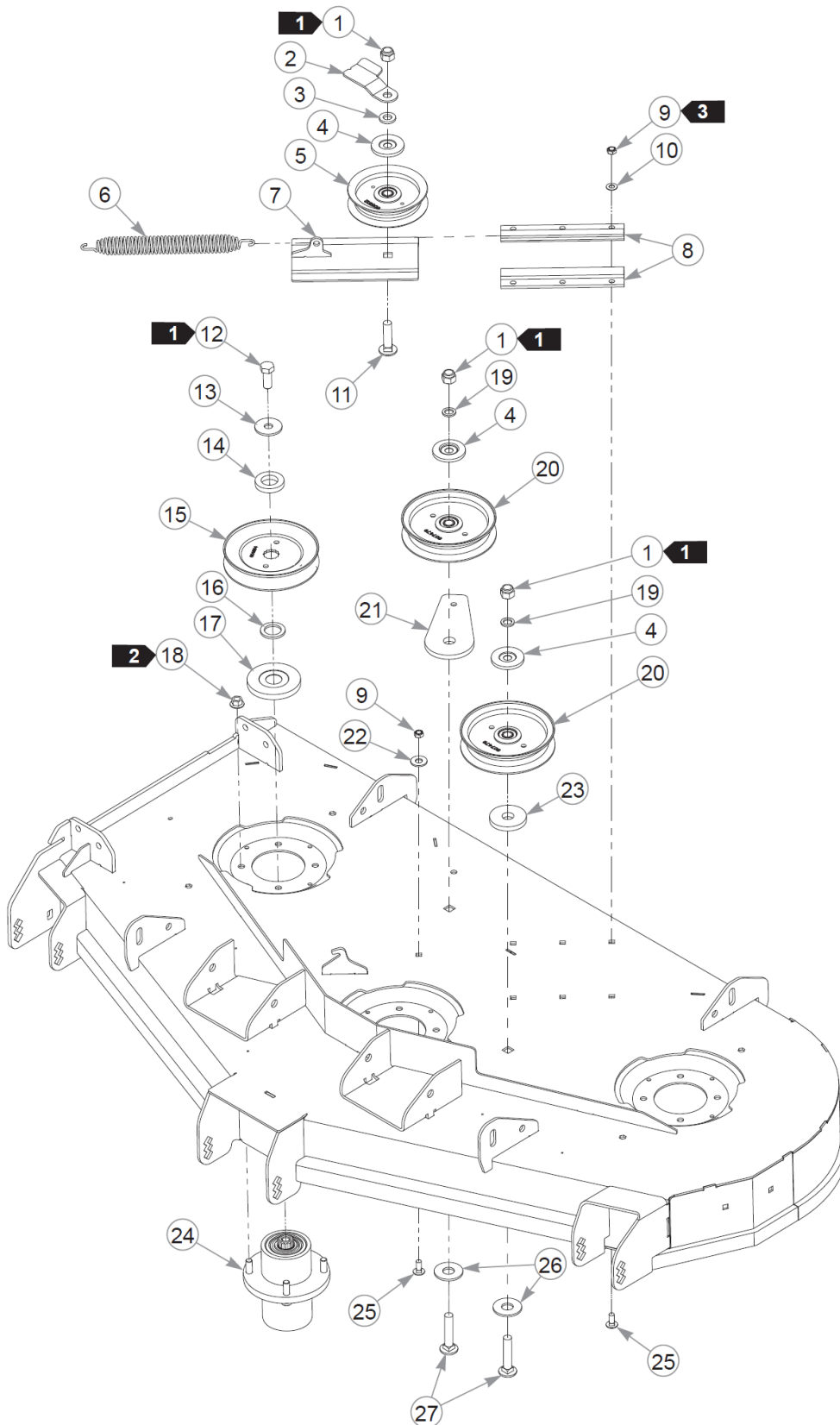
A : 6 cm



Item	Part No.	Qty	Name
1	554861	1	54" SERVICE DECK
2	607583	4	S/C TO 607185
	607185	4	0.25-20 X 0.625
3	781419	1	DECAL, BELT ROUTING
4	604221	1	DECAL, DANGER / CHUTE
5	604222	1	DECAL, DANGER / OBJECTS
6	799171	1	DECAL, 54" DECK ID

Comments for Page: Service Deck

1. The deck includes the decals and threaded studs.



Item	Part No.	Qty	Name
1	781567	3	NT .500-13NLG5
2	125847-4	1	BELT GUIDE, 4.00" IDLER
3	607428	1	FW 0.531 X 0.90 X 0.134
4	605467	3	DUST SHIELD
5	605512	1	4" IDLER PULLEY
6	607616	1	SPRING, DECK IDLER
7	121052	1	SLED, TENSIONER
8	604790	2	IDLER SLIDE, EXTRUDED
9	604251	7	NT .312-18 HXNL JAM G2ZN
10	604252	6	FW .340X.68X.04 ZN
11	604253	1	CB .50-13 X 2.00 STD ZN
12	705954	3	CS .500-13X1.25 HX G5 ZN
13	798603	3	FW .515X1.65X.12 HD ZN
14	604777	3	SPINDLE SPACER
15	604664	3	PULLEY, DECK DRIVE B-SEC
16	045765	3	FW 1.030X1.50X.13 HD ZN
17	606362	3	DUST SHIELD
18	604515	12	NT .375-16 FL NY GF
19	604486	2	FW .531X.812X.089 HD
20	607479	2	IDLER PULLEY, 5.00"
21	605465	1	BASE, IDLER PULLEY MOUNT
22	017129	1	FW .440X1.00X0.08 ZN
23	605508	1	FW .73X2.25X.31 ZN
24	607208	3	BLADE SPINDLE ASSY
	125981	3	SVC FST SPINDLE KIT
<p>Comments for Part Num. 125981</p> <p>The Spindle used in 125981 KIT is P/N 607208.</p>			
25	016253	7	CB .312-18X .750 FUL ZN
26	608374	2	FW 0.719 X 1.75 X 0.125
27	604254	2	CB .50-13 X 2.50 STD ZN

Comments for Page: Deck Pulleys & Spindles - S/N 19104045 & Higher

1. Torque to 99 N•m.
2. Torque to 41 N•m.
3. Torque to 4–8 N•m.

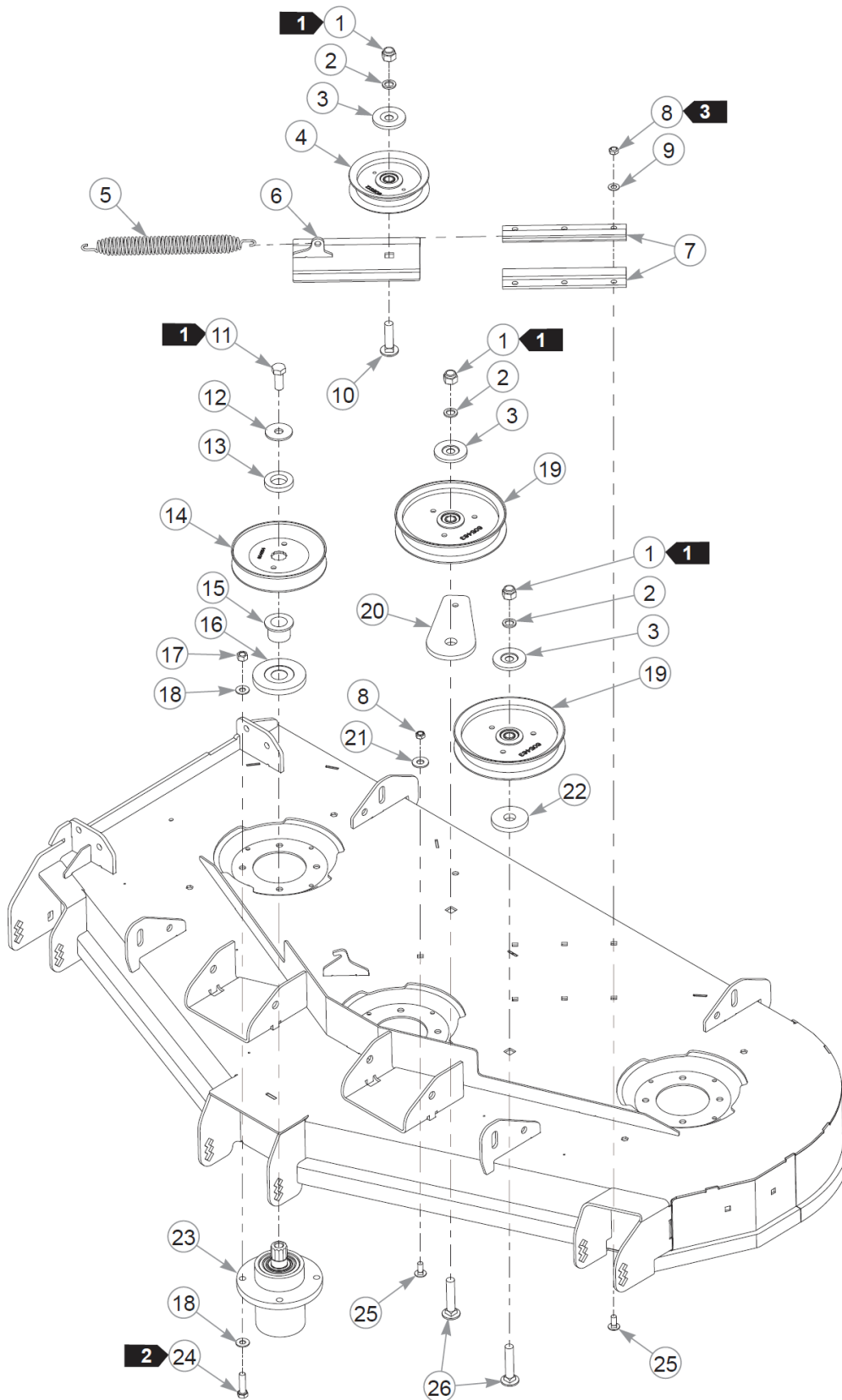
Deck Pulleys & Spindles - S/N 19104045 & Higher

54" FasTrak SDX Parts Manual - 938787CE - HTFSXS054KAWFX691VC

4. 607208 is used on mowers S/N 20012912 & higher.

125981 is used on mowers S/N prior to 20012912.

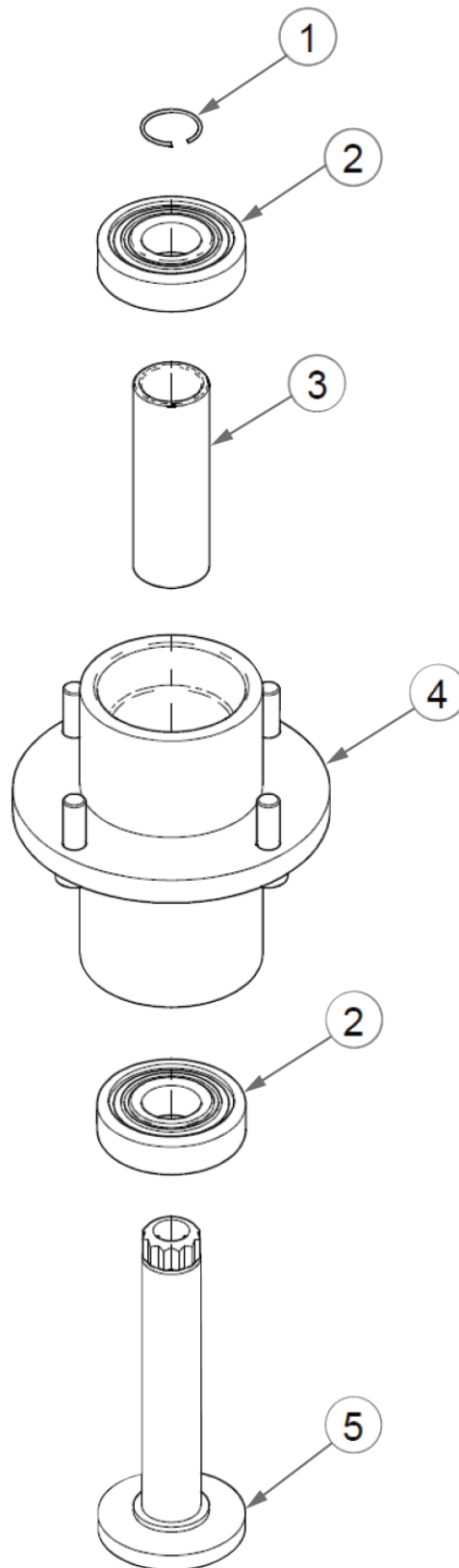
This page intentionally left blank



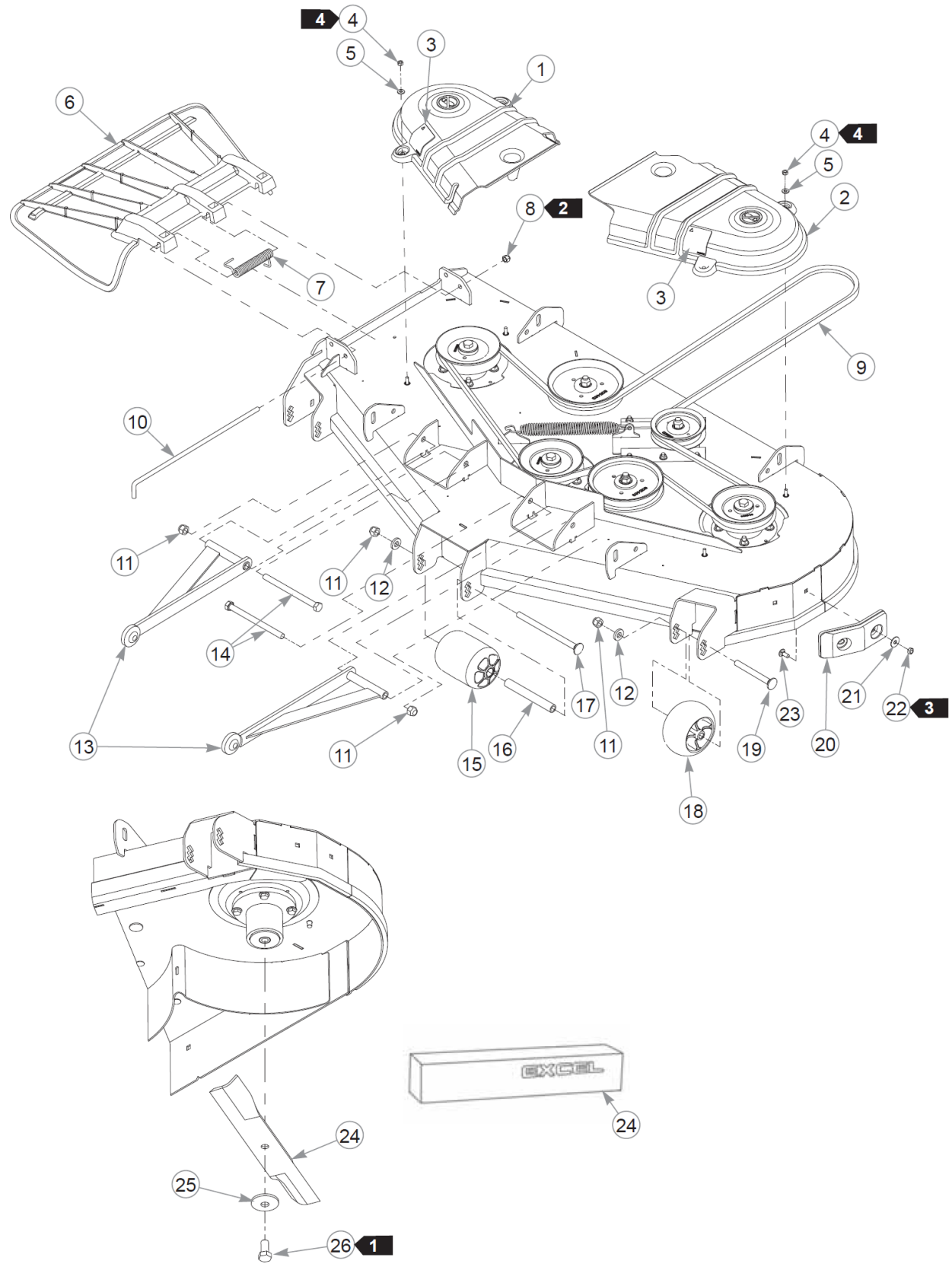
Item	Part No.	Qty	Name
1	781567	3	NT .500-13NLG5
2	604486	3	FW .531X.812X.089 HD
3	605467	3	DUST SHIELD
4	605512	1	4" IDLER PULLEY
5	607616	1	SPRING, DECK IDLER
6	121052	1	SLED, TENSIONER
7	604790	2	IDLER SLIDE, EXTRUDED
8	604251	7	NT .312-18 HXNL JAM G2ZN
9	604252	6	FW .340X.68X.04 ZN
10	604253	1	CB .50-13 X 2.00 STD ZN
11	705954	3	CS .500-13X1.25 HX G5 ZN
12	798603	3	FW .515X1.65X.12 HD ZN
13	604777	3	SPINDLE SPACER
14	604664	3	PULLEY, DECK DRIVE B-SEC
15	605504	3	SPACER, PULLEY
16	606362	3	DUST SHIELD
17	054502	12	NT .375-16HXG5
18	767954	24	FW 0.379X.82X.06 HD ZN
19	605463	2	6.00" IDLER PULLEY
20	605465	1	BASE, IDLER PULLEY MOUNT
21	017129	1	FW .440X1.00X0.08 ZN
22	605508	1	FW .73X2.25X.31 ZN
23	607208	3	BLADE SPINDLE ASSY
	125981	3	SVC FST SPINDLE KIT
<p>Comments for Part Num. 125981</p> <p>The Spindle used in 125981 KIT is P/N 607208.</p>			
24	005116	12	CS .375-16X1.38 HX G5 ZN
25	016253	7	CB .312-18X .750 FUL ZN
26	604254	2	CB .50-13 X 2.50 STD ZN

Comments for Page: Deck Pulleys & Spindles - S/N PRIOR TO 19104045

1. Torque to 99 N•m.
2. Torque to 41 N•m.
3. Torque to 4–8 N•m.



Item	Part No.	Qty	Name
	607208	1	BLADE SPINDLE ASSY
1	783548	1	RING, BLADE SPINDLE RET
2	607275	2	BLADE SPINDLE BEARING
3	607210	1	BLADE SPINDLE SPACER
4	607417	1	SVC, SPINDLE HOUSING
5	607211	1	BLADE SPINDLE SHAFT



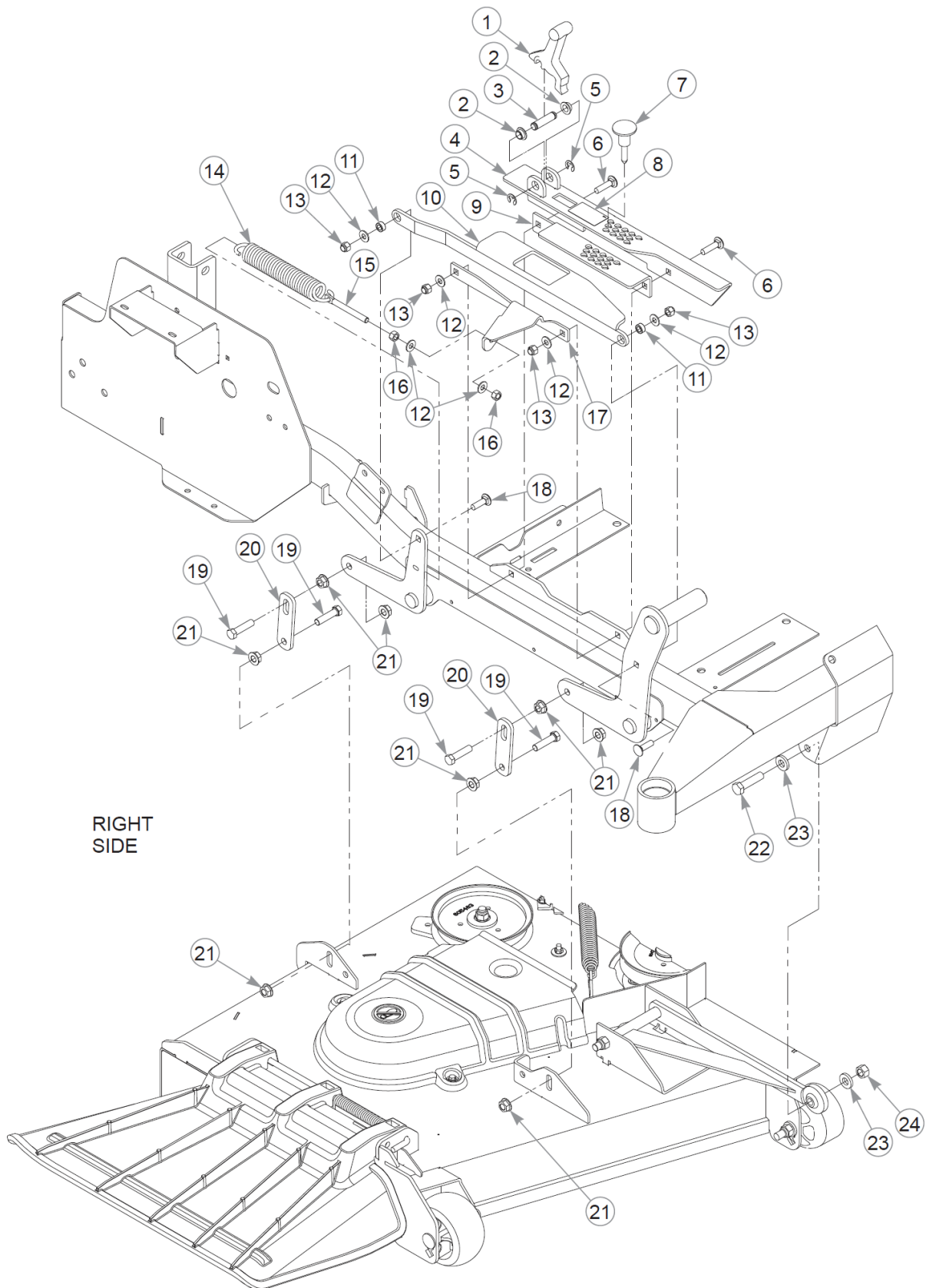
Item	Part No.	Qty	Name
1	553064	1	SVC, PULLEY COVER RH
2	553065	1	SVC, PULLEY COVER LH
3	602562	2	DECAL, NO SERVICE
4	068551	4	NT .250-20 HXZY NL
5	768515	4	FW 0.281SAE
6	605469	1	DISCHARGE CHUTE
7	602435	1	SPRING, TORSION
8	086660	1	NT .375-16NLG8
9	786483	1	DECK BELT
10	602432	1	PIN, CHUTE
11	781567	5	NT .500-13NLG5
12	767962	3	FW .531 x 1.063 x .175
13	113717	2	PULLER W/A 14.53" C/C
14	042630	2	CS .500-13X6.500HXG5
15	602341	1	WHEEL, ANTI-SCALP
16	602344	1	SPACER, ANTI- SCALP 5.73
17	602338	1	CB .50-13 X 7.50 STD ZN
18	604780	2	WHEEL, ANTI-SCALP
19	602339	2	CB .50-13 X 4.50 STD ZN
20	605376	1	DECK BUMPER
21	079210	2	FW 0.344X1.0X0.06 ZN
22	604251	2	NT .312-18 HXNL JAM G2ZN
23	016253	2	CB .312-18X .750 FUL ZN
24	606251	3	BLADE, 18.50"-H-F-CW
	606251X	1	10PK BLADE 18.50"-H-F-CW
	601012	3	BLADE F18.50"-L-F-CW
	601012X	1	10PK BLADE, F18.50-L-F-C
	601124	3	BLADE, 18.50"-L-F-CW
	601124X	1	10PK BLADE, 18.50"-L-F-C
	797712	3	BLADE, 18.50"-GAT-F-CW
	797712X	1	10PK BLADE, 18.50"-GAT-F
	797704	3	BLADE, 18.50"-MUL-F-CW
	797704X	1	10PK BLADE, 18.50"-MUL-F
	606990	3	BLADE, L18.50"-H-F-CW
25	782474	3	CW .678 X 2.250 X .187

This page intentionally left blank

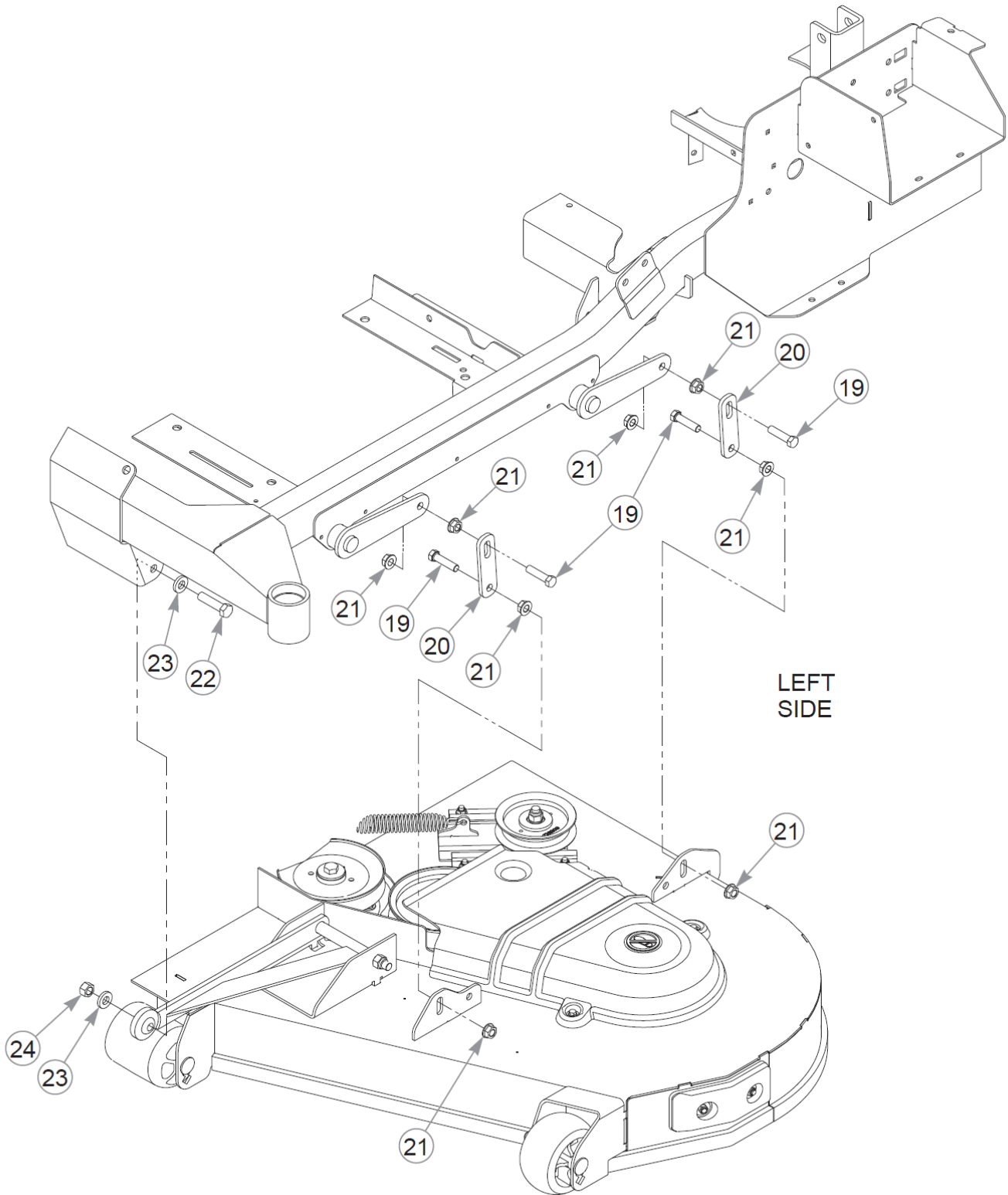
Item	Part No.	Qty	Name
26	781872	3	CS .625-11X1.250HXG5

Comments for Page: Deck Belt, Discharge Chutes, Pulley Covers, & Blades

1. Torque to 160 N•m.
2. Do not torque; the discharge chute must pivot freely.
3. Torque to 4–8 N•m.
4. Torque to 3–5 N•m.



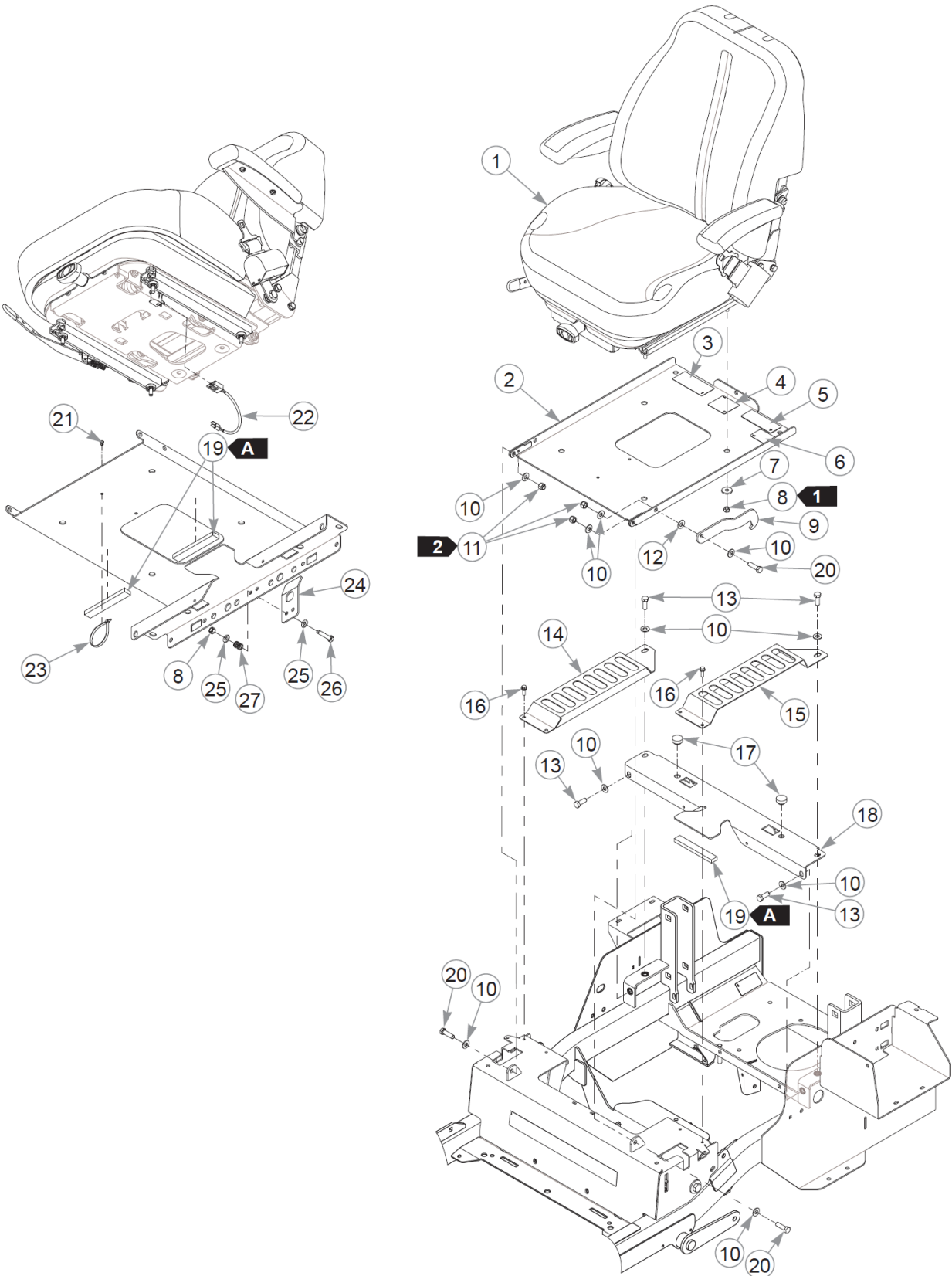
This page intentionally left blank



Item	Part No.	Qty	Name
1	605466	1	TRANSPORT LATCH
2	768259	2	BUSHING,IGUS#0810 (FS)
3	605470	1	CE .500X2.00X1.63
4	553089	1	INDICATOR PLATE CE
5	793059	2	CLIP E,(1/2").80X.396X.
6	710194	2	CB .375-16X 1.50 STD G5
7	607039	1	PIN, .375X1.62 MAGNETIC
8	605786	1	DECAL, DECK HEIGHT CE
9	119970	1	CUT HEIGHT BRKT, INNER
10	552859	1	INDICATOR PLATE
11	118900	2	SPACER, DECK LIFT LINK
12	767954	6	FW 0.379X.82X.06 HD ZN
13	086660	4	NT .375-16NLG8
14	008938	1	TENSION SPRING-PLATED
15	601486	1	EB, .375-16X3.00 FULTHD
16	054502	2	NT .375-16HXG5
17	120779	1	ASSIST SPRING BRKT
18	603113	2	CB .375-16X1.250 G5 ZN
19	055749	8	CS .437-14X1.750HXG5
20	124354-1	4	DECK LIFT LINK
21	704643	16	NT .437-14FLKG5
22	078949	2	CS .500-13X2.000 FUL HX
23	767962	4	FW .531 x 1.063 x .175
24	008193	2	NT .500-13HXG5

Comments for Page: Deck Lift & Deck Mounting Hardware (Multi-Page)

1. The indicator bracket includes the decal.



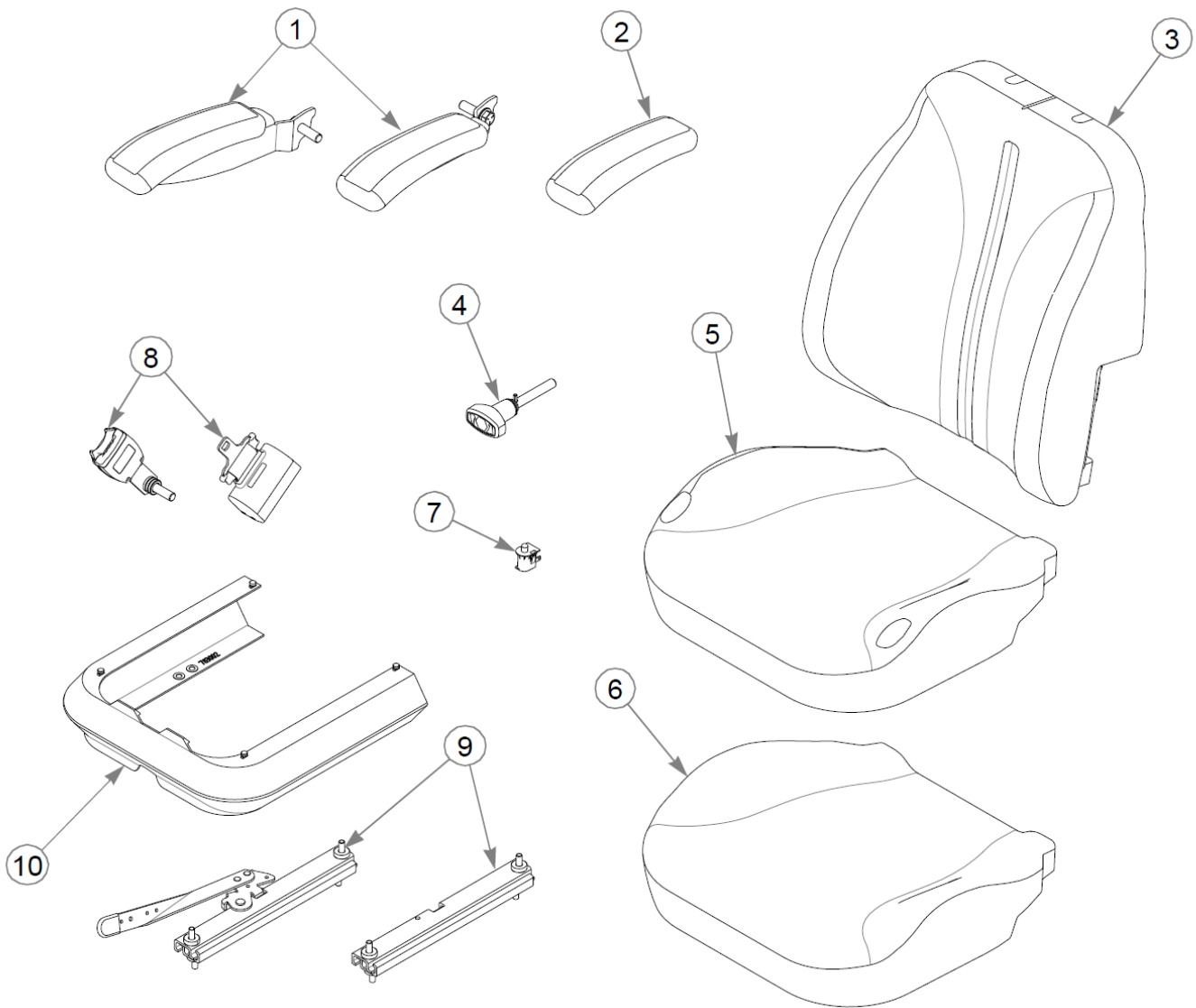
Item	Part No.	Qty	Name
1	607458	1	SEAT, SEATS INC 1110
2	554680	1	SVC SEAT PAN
3	601967	1	DECAL, ENGINE COMPART
4	602562	1	DECAL, NO SERVICE
5	779280	1	DECAL, HOT & HYD OIL
6	605782	1	DECAL, LEVEL FUEL BLOWM
7	712927	4	FW 0.344X1.00X.12 HD ZN
8	058776	6	NT .312-18NLG5
9	124558-4	1	SEAT STOP
10	767954	10	FW 0.379X.82X.06 HD ZN
11	086660	3	NT .375-16NLG8
12	724716	1	WASHER, FIBER (FS)
13	036244	4	CS .375-16X1.00 HX G5 ZN
14	123688-1	1	HYDRO GUARD, RH
15	123689-1	1	HYDRO GUARD, LH
16	604324	4	CS .250-20 X .75 HX FLG
17	781880	2	BUMPER, .500x 1.00x .31
18	552848	1	SEAT SUPPORT (WITH TAPE)
19	713198P	39 cm	SEAL 3/8x3/4 - 6 FT
20	052860	3	CS .375-16X1.25 HX G5 ZN
21	604307	1	MOUNT, PUSH BUTTON
22	607088	1	JUMPER HARNESS
23	000331	1	WIRE TIE, SMALL/SHORT
24	124572-4	1	LATCH, SEAT
25	768523	4	FW 0.343SAE
26	756270	2	CS .312-18X1.500HXG5
27	607046	2	SPRING, COMPRESSION

Comments for Page: Seat

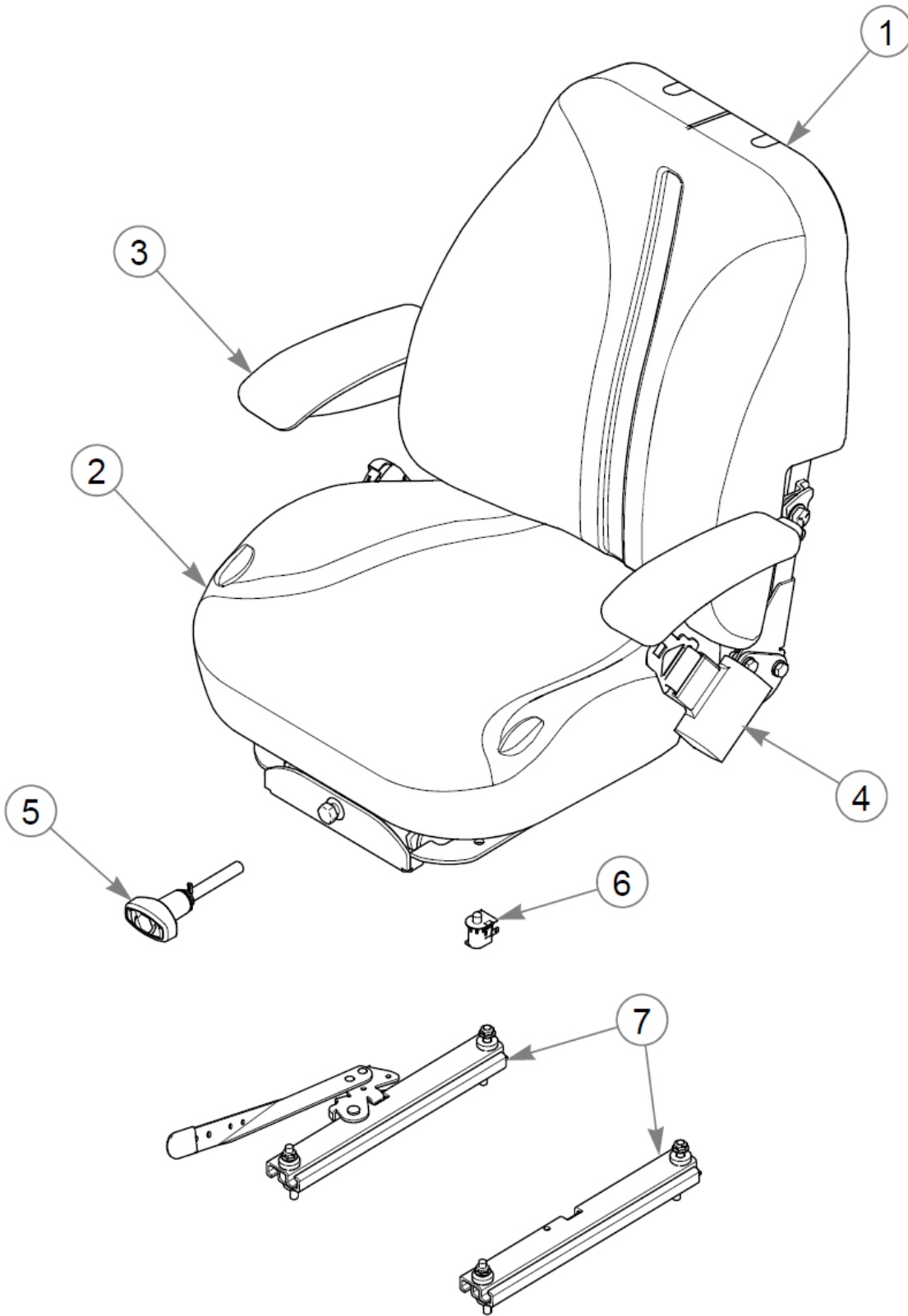
SEAL LENGTH

A: 13 cm

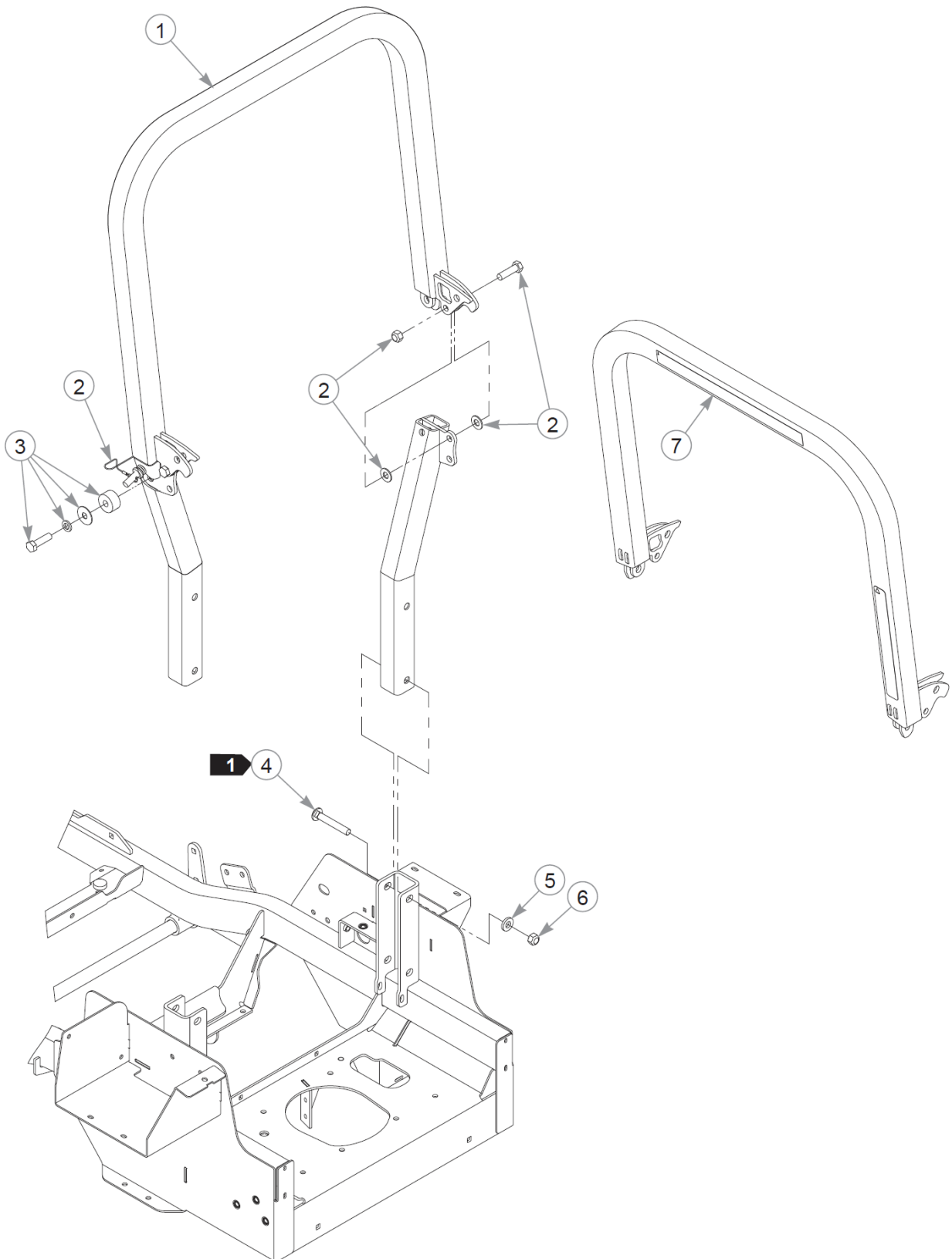
1. Torque to 23 N•m.
2. Do not torque; the seat pan and seat stop must pivot freely.
3. The seat pan includes the decals and seals.



Item	Part No.	Qty	Name
	607458	1	SEAT, SEATS INC 1110
1	606080	1	SVC, ARMREST SET
2	606081	1	SVC, ARM PAD
3	607216	1	SVC, SEAT BACK COVER
4	607214	1	SVC RIDE ADJUST KNOB
5	607228	1	SVC, SEAT CUSHION COVER
6	608350	1	SVC, SEAT FOAM 1110
7	606082	1	SVC, OPS
8	607461	1	SVC, SEAT BELT KIT
9	607459	1	SVC, SEAT TRACK KIT
10	607460	1	SVC, RUBBER BELLOW



Item	Part No.	Qty	Name
607096	607458	1	SEAT, SEATS INC 1110
1	607216	1	SVC, SEAT BACK COVER
2	607228	1	SVC, SEAT CUSHION COVER
3	606080	1	SVC, ARMREST SET
4	607215	1	SVC, SEAT BELT KIT
5	607214	1	SVC RIDE ADJUST KNOB
6	606082	1	SVC, OPS
7	607212	1	SVC, SEAT TRACK KIT



Item	Part No.	Qty	Name
1	605479	1	ROPS ASSY
2	605044	1	KIT, ROPS HARDWARE
3	605646	2	KIT, POLY STOP (PAIR)
4	607008	4	CB .50-13 X 3.25 GR5
5	767962	4	FW .531 x 1.063 x .175
6	023317	4	NT .500-13UNTG8
7	605691	1	DECAL, COMMERCIAL DUTY

Comments for Page: ROPS

1. Torque to 99 N•m.